

# CMS Measure 22 – Screening for High BP and Follow Up for Clinical Staff

## Cerner PowerChart Ambulatory EDUCATION

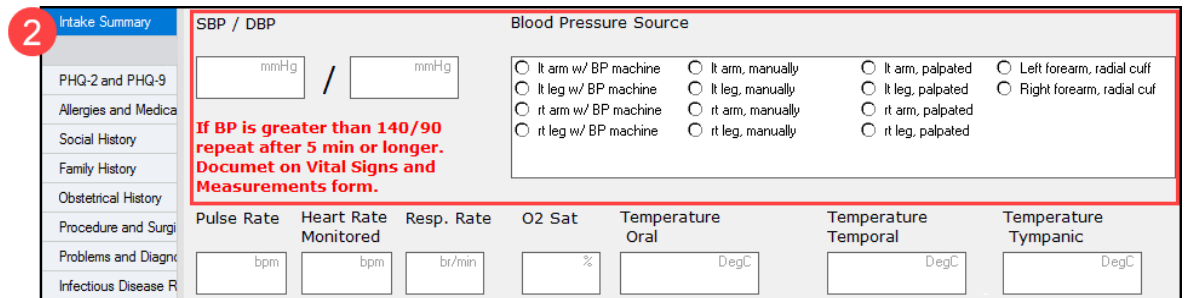
**Summary:** It is recommended that patients aged 18 years and older seen during the measurement period be screened for high blood pressure and a recommended follow-up plan is documented, if blood pressure is elevated or hypertensive.

### Clinical Staff Documentation

Adult patient's blood pressure must be recorded in the Intake Summary section of the Ambulatory Comprehensive Intake PowerForm.

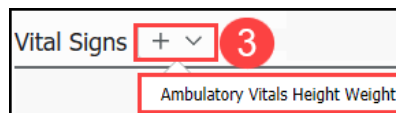
Within the Ambulatory Intake Workflow:

1. In the Vital Signs Component, click the down arrow and select the Ambulatory Comprehensive Intake PowerForm.
2. The PowerForm opens to the Intake Summary. Scroll down to the Vitals section.

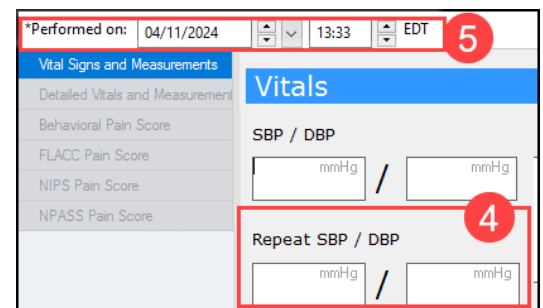


**Note: Normal Low: 80/50, Normal High 199/109.**

3. If the patient's blood pressure is greater than or equal to 140/90, repeat after a minimum of 5 minutes. Document on the Ambulatory Vital Height Weight PowerForm.



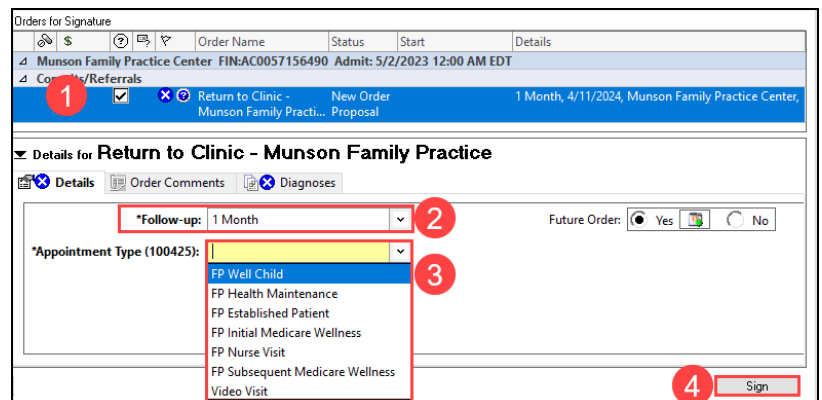
4. Enter Repeat SBP/DBP.
5. Ensure the Performed on date and time are correct, then sign the form.



### Primary Care Recommended Follow-up

It is recommended that if the patient's blood pressure remains elevated after a repeat blood pressure is documented, that the patient be scheduled for a follow-up appointment in 30 days.

1. Enter an order for Return to Clinic FP Established Patient as Order/Per Protocol/Policy/Existing Order.
2. Select 1 Month Follow-up from drop down menu.
3. Select the appropriate Appointment Type.
4. Sign the order for provider review.



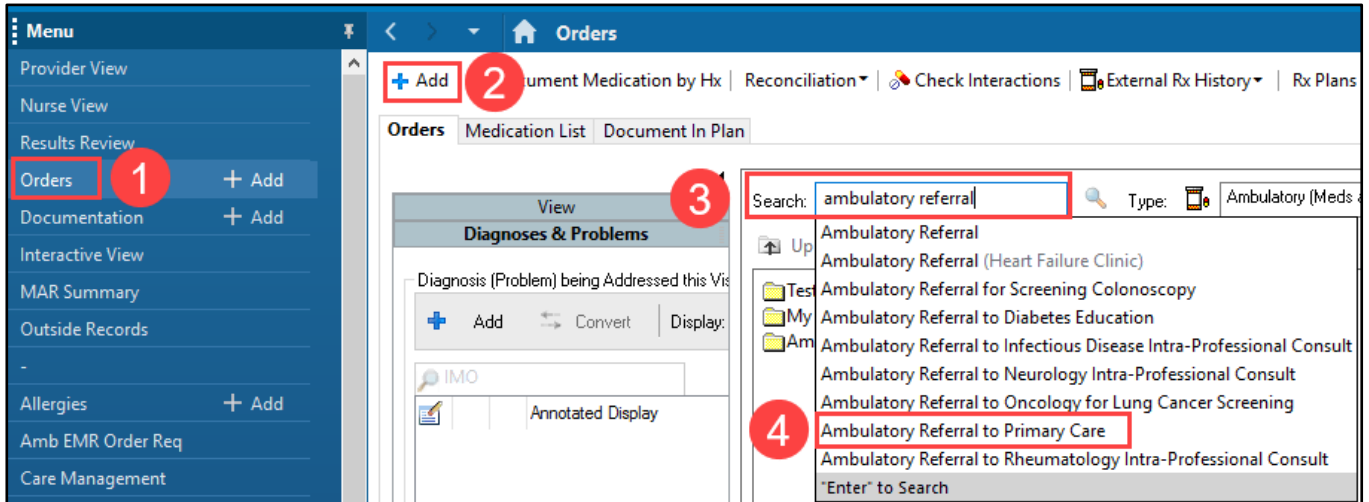
# CMS Measure 22 – Screening for High BP and Follow Up for Clinical Staff

## Cerner PowerChart Ambulatory EDUCATION

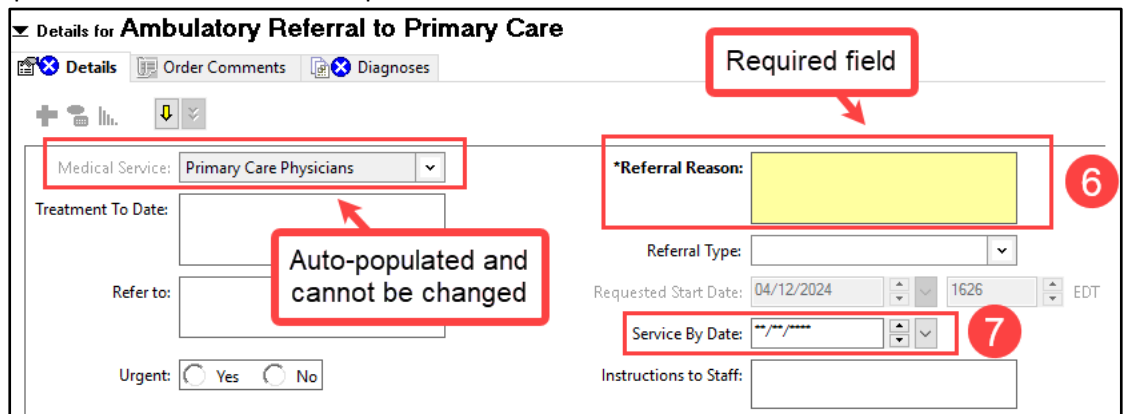
### Specialty Practice Recommended Follow-up

If the patient’s blood pressure remains elevated after a repeat blood pressure is documented, it is recommended that Specialty Practices refer the patient to their Primary Care Provider to be seen within 30 days.

1. Navigate to **Orders** in the Menu.
2. Click + Add.
3. **Search** orders for: **Ambulatory Referral**.
4. Select **Ambulatory Referral to Primary Care** order.



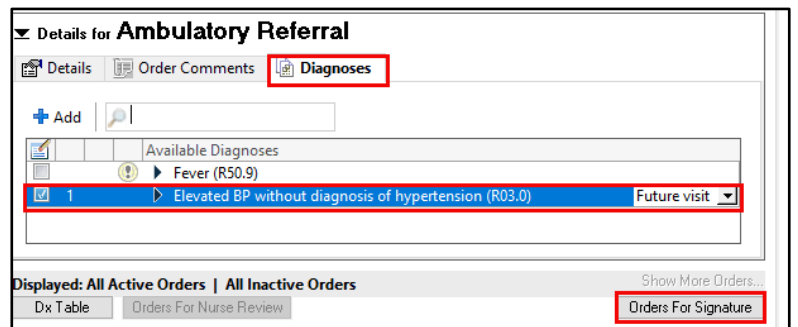
5. Enter order as a Proposed Order and fill in the required order details.



6. Document a **Referral Reason**.
7. Select 30 days from the current date in the **Service By Date**.

8. Select the **Diagnoses** tab.
9. Select the appropriate diagnosis.
10. Select **Orders For Signature** to send the order for provider review.

**Note:** For specialty providers managing hypertension: document the hypertension as a problem to exclude the patient from this measure.



# CMS Measure 22 – Screening for High BP and Follow Up for Clinical Staff

Cerner PowerChart Ambulatory EDUCATION

## Patient Education

It is also recommended that all patients with a hypertension diagnosis receive patient education.

1. Navigate to the Patient Education component within the Ambulatory Nursing Workflow.
2. High blood pressure being selected as a This Visit Problem will auto populated the appropriate Quick Suggestions.
3. Click the plus sign to add additional education not displayed in the Quick Suggestions.
4. Click the star to add as education favorite.

The screenshot shows the 'Patient Education' window. Callout 1 points to the window title. Callout 2 points to the '1:Essential hypertension' problem selected in the 'All This Visit Problems' list. Callout 3 points to the plus sign icon in the top right corner. Callout 4 points to the star icon next to the 'High Blood Pressure and Peripheral Arterial Disease (PAD)' suggestion.

Quick Suggestions	Suggestions based on all This Visit Problems	
	Prevention Guidelines, Women Ages 18 to 39	High Blood Pressure and Peripheral Arterial Disease (PAD)
	Prevention Guidelines, Women Ages 40 to 49	High Blood Pressure, Established, Out of Control
	Aerobic Exercise for a Healthy Heart	29 More Suggestions...

5. Add the appropriate education.

The 'Add Education' dialog box shows a search for 'high blood' with several results. The first result, 'High Blood Pressure (Hypertension), Discharge Instructions', is highlighted with a red box.

Education	Suggestions	Favorites	Custom
High Blood Pressure (Hypertension), Discharge Instructions		☆	
High Blood Pressure, Established, Out of Control		☆	
Hypertension, Established		☆	
Hypertension, New (Begin Treatment)		☆	
Hypertension, To Be Confirmed		☆	