

Repeat Blood Pressure Documentation for Providers and Clinical Staff

Cerner PowerChart Ambulatory JOB AID

Summary: When a blood pressure is rechecked, document on the Ambulatory Vitals Height Weight Form Repeat SBP/DBP field. Check the repeat blood pressure a minimum of five minutes after the initial blood pressure.

When: Jan. 5, 2021

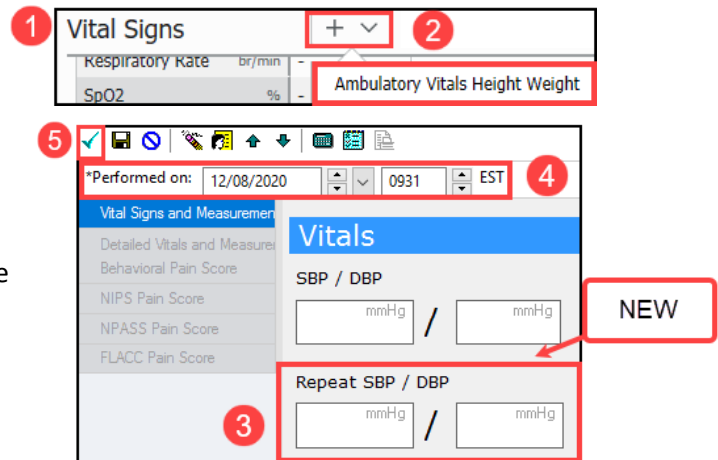
Why the change: Provide clear documentation of repeat blood pressures for quality measure improvement.

Support: Ambulatory Informatics at 231-392-0229.

Repeat Blood Pressure Documentation

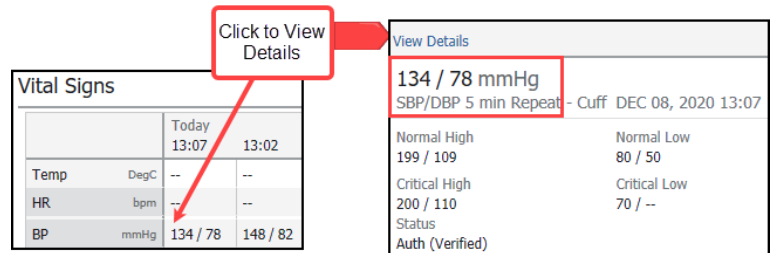
- Check the repeat blood pressure a minimum of **five minutes** after the initial blood pressure.

- To document a repeat blood pressure:
 1. Navigate to **Vital Signs** on the Ambulatory Workflow Page.
 2. Click the drop down and select **Ambulatory Vitals Height Weight**.
 3. Enter the blood pressure in the **Repeat SBP/DBP** fields.
 4. Ensure **Date and Time** are Correct, update if needed.
 5. Click the **green check mark** to Sign the form.

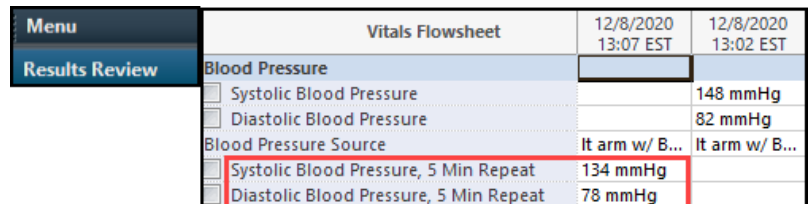


- Repeat blood pressure documentation can be viewed from:

1. Ambulatory Workflow Page under Vital Signs.



2. Results Review.



- Only the most recent blood pressure taken before the provider note is generated will show on provider documentation.