

# Documenting MCHAT Developmental Assessment Workflow for Providers and Clinical Staff

Cerner PowerChart Ambulatory Quality Program Job Aid

## Overview

The M-CHAT-R is an autism screening tool designed to identify children 16 to 30 months of age who should receive a more thorough assessment for possible early signs of autism spectrum disorder (ASD) or developmental delay. The MCHAT developmental assessment should be completed at pediatric office visits for patients between the ages of 18 and 24 months, and must be administered by the age of 4 years.

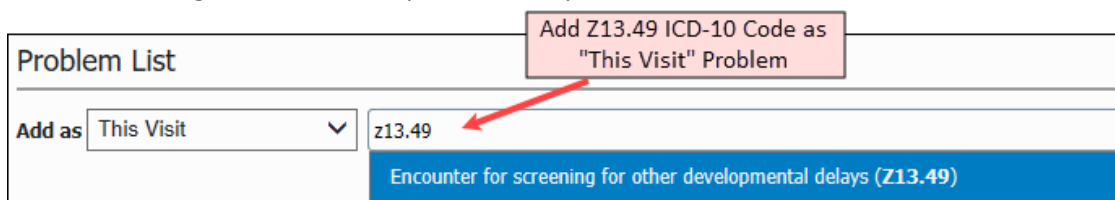
## Clinical Staff Documentation

### 1. Administer Paper Form

- a. Give the patient’s responsible party the paper screening form to fill out. After the form is completed, clinical staff will document the responses and score in PowerChart.

### 2. Add Screening Code to Problems Component

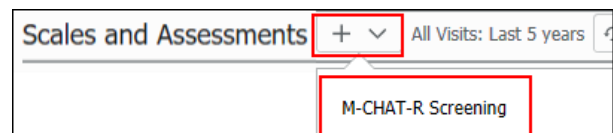
- a. Open Ambulatory Workflow, navigate to the Problems component, and add Z13.49 Encounter for screening for other developmental delays ICD-10 code.



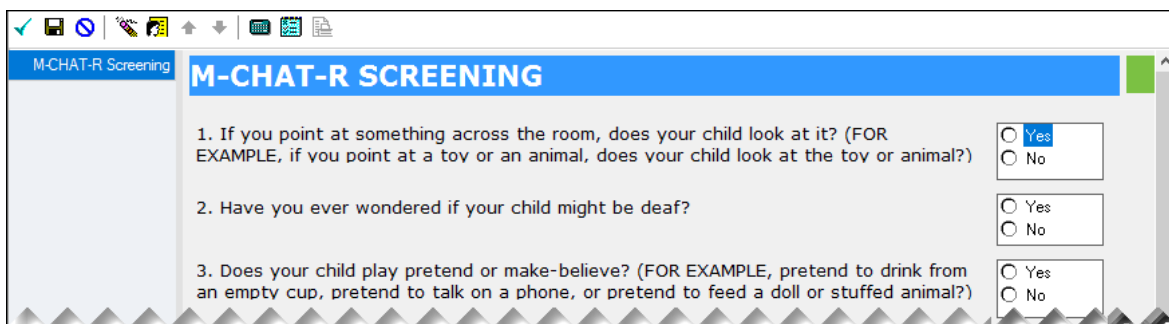
### 3. Transcribe Paper Form Results into M-CHAT-R PowerForm

#### • From Scales and Assessments:

1. Navigate to the Scales and Assessments Component on the Ambulatory Nursing Workflow.
2. Click the down arrow next to Scales and Assessments.
3. Select M-CHAT-R Screening.

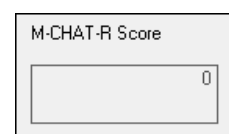


4. The M-CHAT-R Screening PowerForm window opens.



5. Enter “Pass or Fail” answer for questions 1-20 as indicated on the paper screening form received from the patient’s responsible party.

6. A score will total at the bottom of the screening window based on question responses.



7. Click the check mark to sign the M-CHAT-R Screening PowerForm. 

# Documenting MCHAT Developmental Assessment Workflow for Providers and Clinical Staff

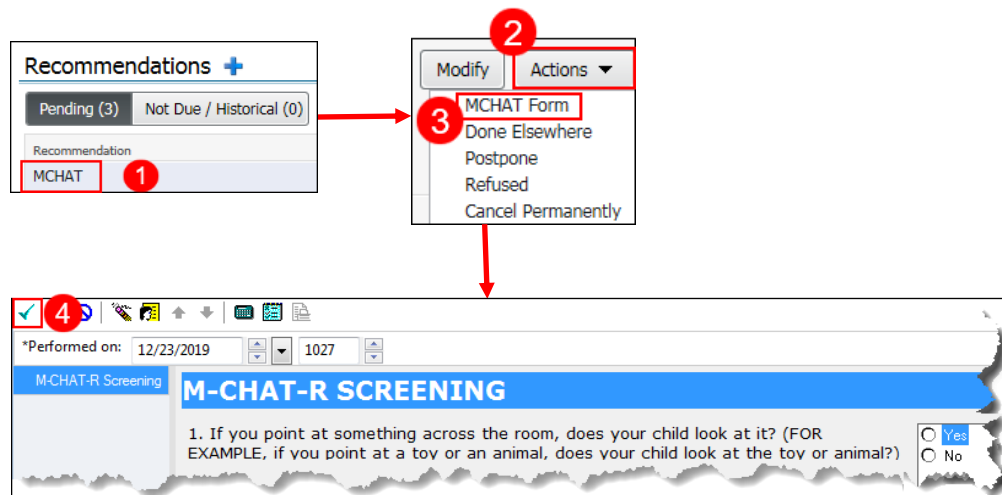
Cerner PowerChart Ambulatory Job Aid

8. The M-CHAT-R score displays in the Scales and Assessments Component on the Ambulatory Workflow.

| Scales and Assessments |             |
|------------------------|-------------|
|                        | Today 09:50 |
| Score M-CHAT-R         | 0           |

• **From Recommendations:**

- MCHAT will show on Recommendations for children aged 18-48 months with a one-time only recurrence.
- To complete MCHAT:
  1. Click on MCHAT under Recommendations.
  2. Click on Actions.
  3. Click on MCHAT Form.
  4. Fill out the M-CHAT-R Screening form and click the green check mark to sign.



- MCHAT Recommendation will now be available in Not Due/Historical.

| Recommendations + |                          |
|-------------------|--------------------------|
| Pending (3)       | Not Due / Historical (0) |

**4. Navigate to the New Order Entry Component to add Developmental Screening Code**

- a. Type 96110 in the New Order Entry Search field and select Developmental screen/score/document 96110.

# Documenting MCHAT Developmental Assessment Workflow for Providers and Clinical Staff

## Cerner PowerChart Ambulatory Job Aid

- b. The Ordering Physician box opens. Enter the order as an **Order**, enter the ordering provider's name, select the Communication type **Cosign Required**, and click OK.
  - a. As long as the MCHAT recommendation is due, this order can be entered as Cosign Required.

- c. Click the Orders for Signature button.

- d. The Orders for Signature box opens. Associate the Developmental screening order to the problem Encounter for screening for other developmental delays (Z13.49) and click **Sign**.

- e. After signing the order, the order will be located in the Order Profile component on the Ambulatory Workflow with the Status of Ordered.

| Order Profile (1)                         |                       |                    |         |  |
|---|-----------------------|--------------------|---------|--|
| Order                                     | Details               | Start              | Status  |  |
| ▼ Procedures (1)                          |                       |                    |         |  |
| Developmental screen/score/document 96110 | 03/10/20 11:20:00 EDT | MAR 10, 2020 11:20 | Ordered |  |

### Provider Documentation

1. Approve the Cosign Order.
2. Document the follow-up Plan.
  - Once clinical staff have added the problem Z13.49 Encounter for screening for other developmental delays ICD-10 code for this visit, providers will see it displayed in the patient's problem list and are able to document plan details in the **Assessment and Plan** component.

**Note:** Follow-up is also based on the recommendations at the bottom of the screening form categorized by LOW-RISK, MEDIUM-RISK and HIGH-RISK.

## Documenting MCHAT Developmental Assessment Workflow for Providers and Clinical Staff

Cerner PowerChart Ambulatory **Job Aid**

- **LOW-RISK:** Total Score is 0-2; if child is younger than 24 months, screen again after second birthday. No further action required unless surveillance indicates risk for ASD.
- **MEDIUM-RISK:** Total Score is 3-7; Administer the Follow-Up (second stage of M-CHAT-R) to get additional information about at-risk responses. If M-CHAT-R score remains at 2 or higher, the child has screened positive.
  - Action required: refer child for diagnostic evaluation and eligibility evaluation for early intervention.
  - Child should be rescreened at future well-child visits.
- **HIGH-RISK:** Total Score is 8-20; it is acceptable to bypass the Follow-Up and refer immediately for diagnostic evaluation and eligibility evaluation for early intervention.

### Follow-up may also include:

- **Referrals**
  - Northern Lakes Community Mental Health
    - Request ADOS (Autism Diagnostic Observation Schedule) testing
    - <https://www.northernlakescmh.org/services/>
  - Spectrum Health Helen DeVos Children’s Hospital
    - [Behavioral Medicine and Psychiatry for Children](#)
  - BRAINS
    - [www.brainspotential.com](http://www.brainspotential.com)
    - 3292 North Evergreen Drive NE Grand Rapids, MI 49525
  - Mary Free Bed Kids
    - [Autism Spectrum Disorder Program](#)
    - 235 Wealthy St SE, Grand Rapids, MI 49503
  - Autism Center of Michigan
    - 1363 Douglas Drive, Traverse City, MI 49696
    - <https://www.autismcentersmi.com/who-we-are/>

### Automated Process

The system will auto complete the order around midnight on the evening the order is entered. The order will be updated with a status of completed and the appropriate charge will push. The charge can be viewed the next day from the Charges on the top toolbar.

