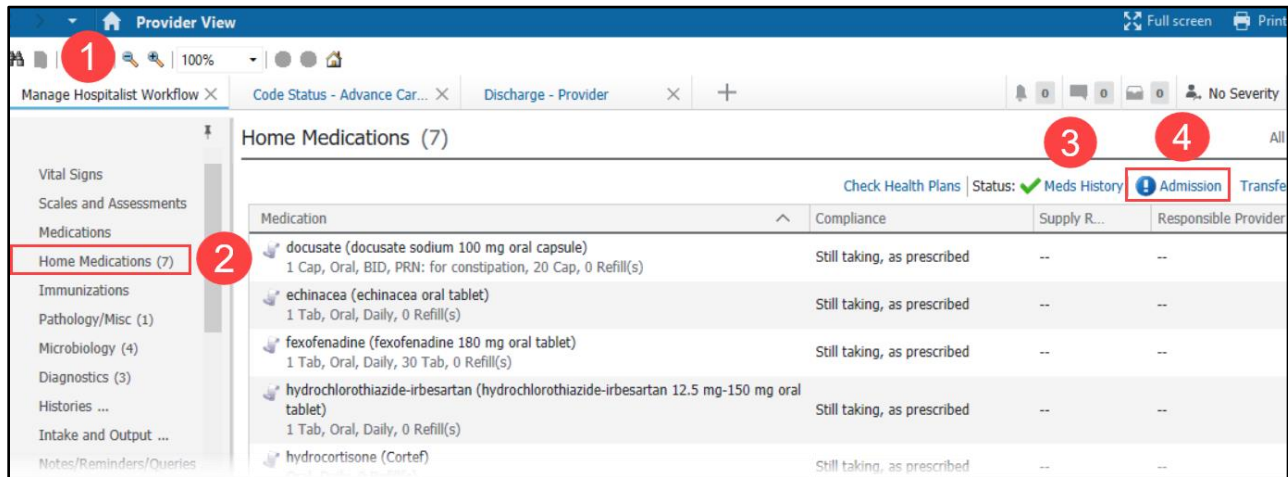


Admission Medication Reconciliation for Providers

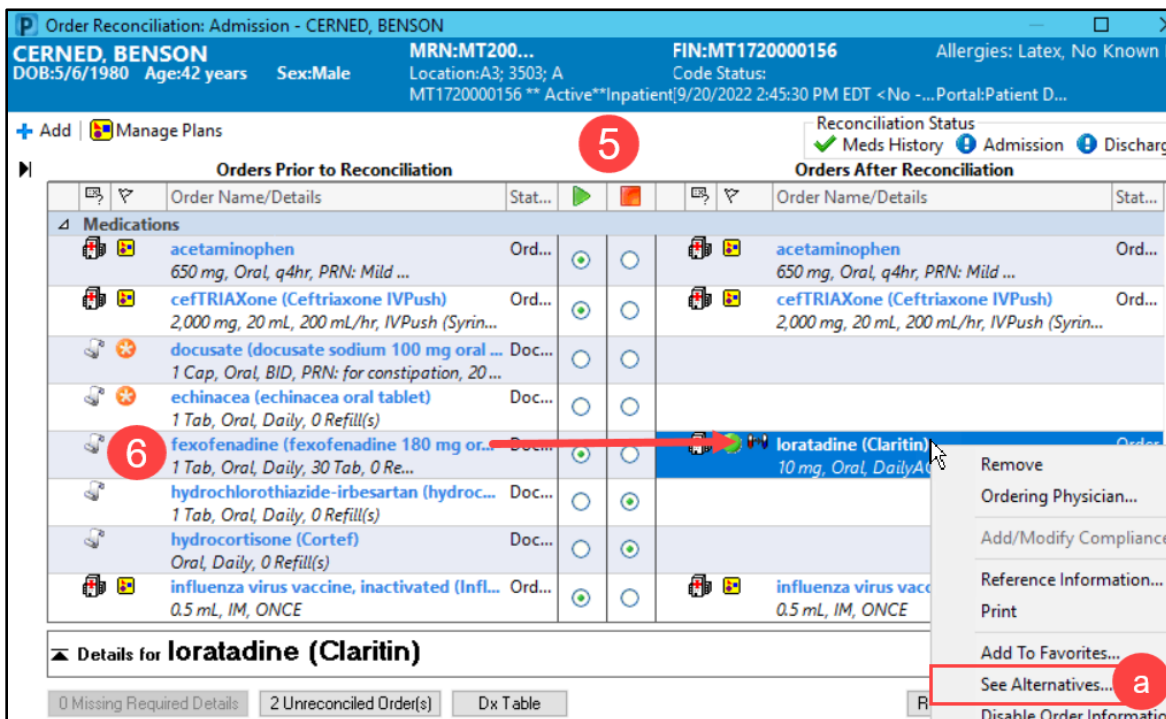
Cerner PowerChart and FirstNet EDUCATION

Admission Medication Reconciliation

1. Navigate to the Manage Specialty Workflow within the Provider View.
2. Select the Home Medications Component.
3. Confirm that the home Med History is complete, shown by a green check mark in the indicator.
4. Click Admission.



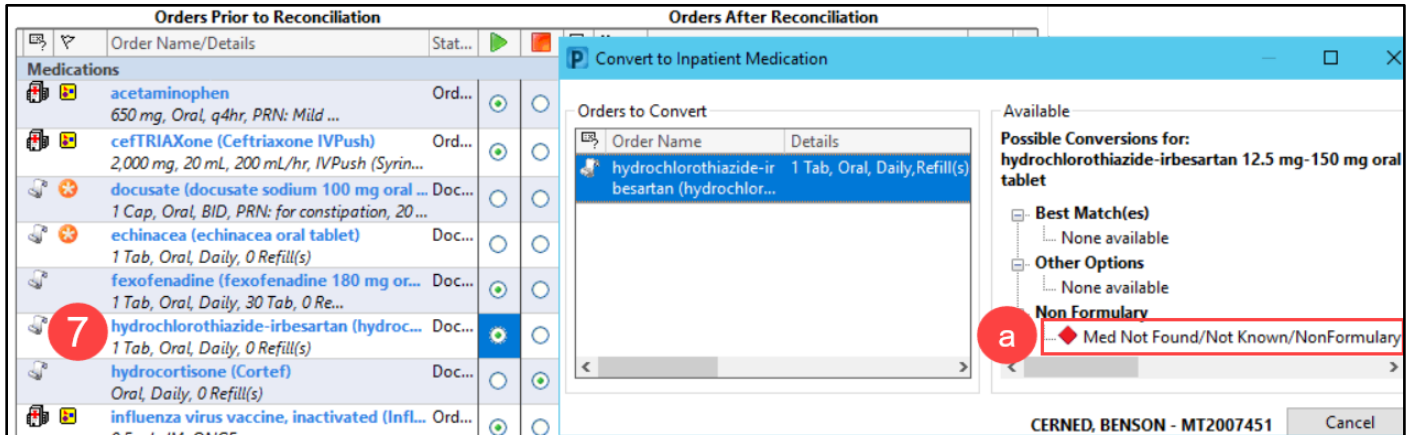
5. Address all medications by selecting Continue or Do Not Continue .
6. Single ingredient nonformulary medications will automatically be converted to the P&T approved automatic substitution.
 - a. If the provider does not want the auto-substitution, right click on the medication, and select See Alternatives.



Admission Medication Reconciliation for Providers

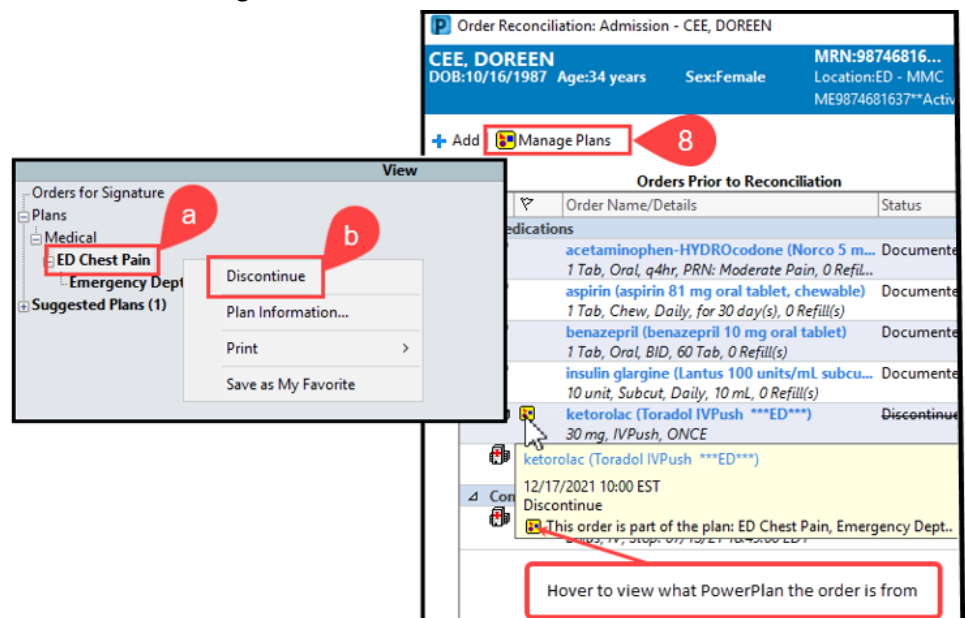
Cerner PowerChart and FirstNet EDUCATION

7. If a home medication cannot convert to a hospital medication, the Convert to Inpatient Medication box will appear when the provider selects to Continue the medication. This most often happens when a home medication is a non-formulary combination medication.
 - a. If the provider does not want to choose one of the available options or no other options are available, double-click on Med Not Found/Not Known/NonFormulary to order the medication. Pharmacy will make P&T approved substitutions for these medications.



Med Not Found/Not Known/NonFormulary may also be used for any unknown medications. Pharmacy and nursing will investigate to discover the unknown details. Once known, the provider will be notified to order the medication, if appropriate.

8. Click Manage Plans to modify or discontinue PowerPlans.
 - a. Right click on the PowerPlan in the Manage Plans window.
 - b. Select Discontinue.



Admission Medication Reconciliation for Providers

Cerner PowerChart and FirstNet EDUCATION

9. Click on the icon to complete missing order details for any medication.

Orders Prior to Reconciliation			Orders After Reconciliation		
Order Name/Details	Status		Order Name/Details	Status	
Medications					
fexofenadine (fexofenadine 180 mg oral tablet) 1 Tab, Oral, Daily, 30 Tab, 0 Refill(s)	Documented		loratadine (Claritin) 10 mg, Oral, DailyAC		
hydrochlorothiazide-irbesartan (hydrochlorothiazide-irbesartan 12...) 1 Tab, Oral, Daily, 0 Refill(s)	Documented		Med Not Found/Not Known/NonForm 1 Tab, Oral, Daily		
hydrocortisone (Cortef) Oral, Daily, 0 Refill(s)	Documented		hydrocortisone (Cortef) Oral, Daily		
influenza virus vaccine, inactivated (Influenza ADJUVANTED Quad...)	Ordered		influenza virus vaccine, inactivated (I...		

Medication orders with incomplete details will convert to hospital orders but will not be active for administration. If not resolved by the provider, pharmacy will void the order and add a MAR note to nursing to resolve the details. A report of outstanding incomplete orders is generated to pharmacy so follow up can occur within a reasonable period of time.

10. Click Reconcile and Sign to complete the admission medication reconciliation.

Orders Prior to Reconciliation			Orders After Reconciliation		
Order Name/Details	Stat...		Order Name/Details	Stat...	
Medications					
acetaminophen 650 mg, Oral, q4hr, PRN: Mild ...	Ord...		acetaminophen 650 mg, Oral, q4hr, PRN: Mild ...	Ord...	
cefTRIAxone (Ceftriaxone IVPush) 2,000 mg, 20 mL, 200 mL/hr, IVPush (Syrin...	Ord...		cefTRIAxone (Ceftriaxone IVPush) 2,000 mg, 20 mL, 200 mL/hr, IVPush (Syrin...	Ord...	
docusate (docusate sodium 100 mg oral ...) 1 Cap, Oral, BID, PRN: for constipation, 20 ...	Doc...		docusate (docusate sodium) 100 mg, Oral, BID, PRN: Consti...	Order	
echinacea (echinacea oral tablet) 1 Tab, Oral, Daily, 0 Refill(s)	Doc...				
fexofenadine (fexofenadine 180 mg or...) 1 Tab, Oral, Daily, 30 Tab, 0 Re...	Doc...		loratadine (Claritin) 10 mg, Oral, DailyAC	Order	
hydrochlorothiazide-irbesartan (hydroc...) 1 Tab, Oral, Daily, 0 Refill(s)	Doc...		Med Not Found/Not Known/NonFormul... 1 Tab, Oral, Daily	Order	
hydrocortisone (Cortef) Oral, Daily, 0 Refill(s)	Doc...				
influenza virus vaccine, inactivated (Infl...) 0.5 mL, IM, ONCE	Ord...		influenza virus vaccine, inactivated (Infl...) 0.5 mL, IM, ONCE	Ord...	

11. When all medications have been reconciled, the Admission indicator displays a green checkmark in the Home Medications Component within the Provider View.

Admission Medication Reconciliation Key Safety Points:

- Complete the Med Reconciliation after Meds History is complete, prior to entering inpatient orders.
- Any active medication order, such as Emergency Department, Anesthesia, or any other hospital orders will default to Continue in the Med Reconciliation window.
 - Anesthesia medications will be discontinued by the PACU RN prior to the patient moving to the inpatient unit.
 - Discontinue ED PowerPlans, orders, and medications as appropriate when entering admission orders.
- Home insulin will not convert to an inpatient order, home insulin must be ordered via an insulin PowerPlan.
 - If continue is selected on the reconciliation window, the Convert to Inpatient Medication will open. Select Cancel and order via the appropriate PowerPlan.