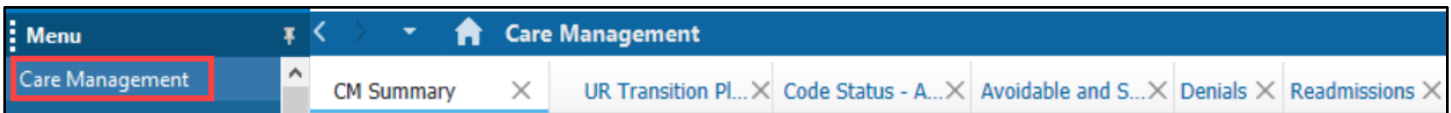


Care Management Solution Overview for Patient Care Management Staff


Cerner PowerChart **EDUCATION**

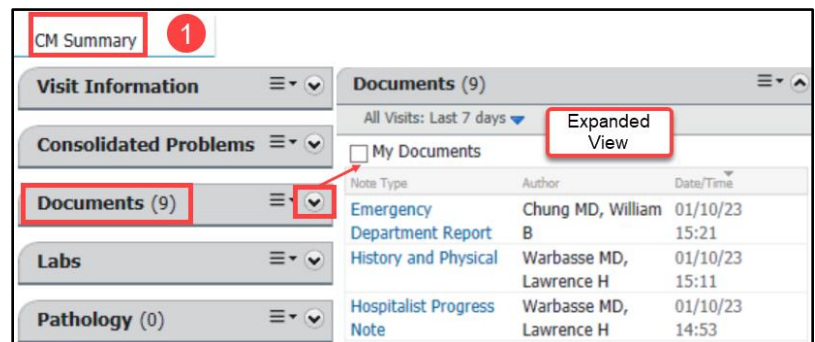
Overview

The Care Management Solution displays clinical and demographic patient information for the current hospital encounter in one area of the patient chart. An overview of the function for each section is provided below.



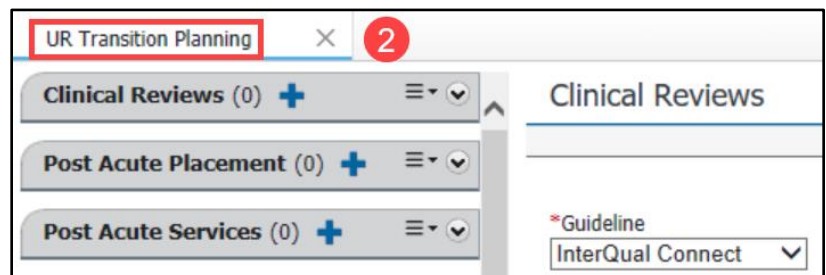
1. **CM Summary** folders contain information and links to documentation related to the current hospital stay.

- Expand the folders to view information by clicking the arrow on the right side of the folder. 
- Note: For more details on the CM Summary folders, see the education document **Care Management Solution: CM Summary Navigation** on the Clinical EHR Education website.



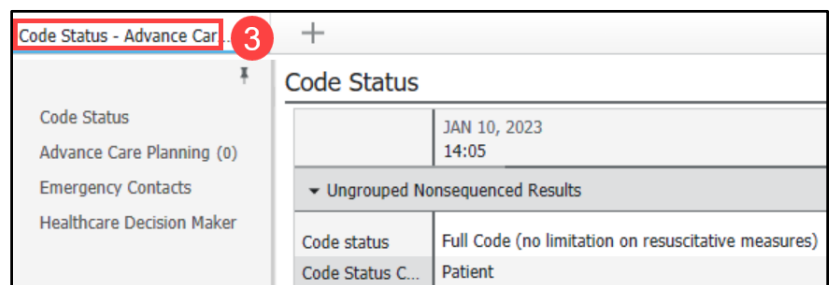
2. **UR Transition Planning** folders have several functions including:

- Clinical Review documentation entry.
- Creation of referrals for Post Acute Placement and Post Acute Services.



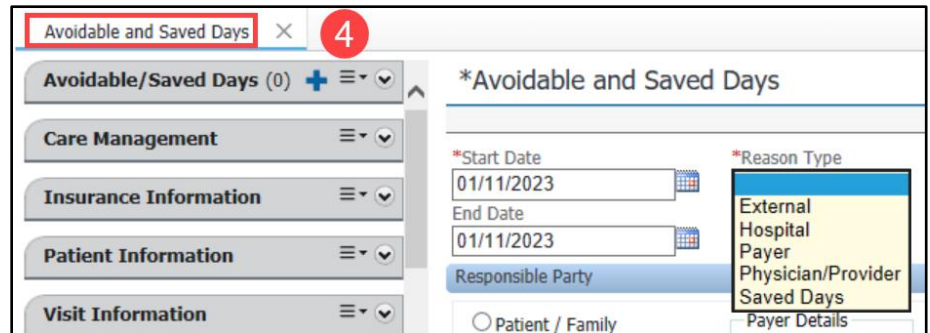
3. **Code Status – Advanced Care Planning** section contains:

- The patient's current Code Status.
- Advance Care Planning documents.
- Emergency Contact information.
- Healthcare Decision Maker information.



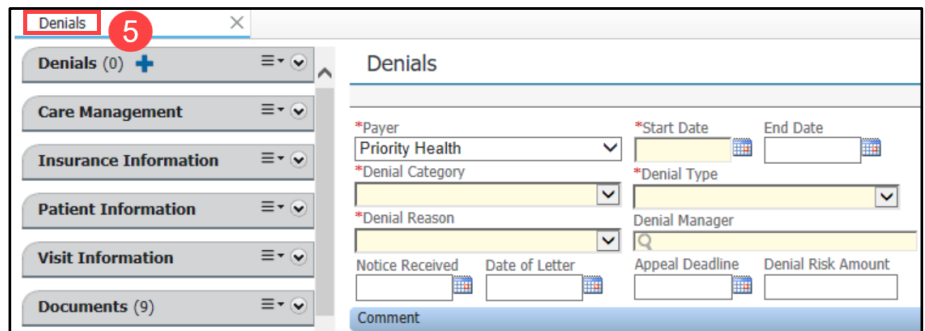
4. Avoidable and Saved Days

- Avoidable and Saved Days are documented by Care Managers when applicable.
- Additional information related to this hospital stay is available in folders within this tab.



5. Denials contains fields for documentation of insurance authorization denial including:

- Concurrent or Retrospective Denials.
- Denial Reason.
- Dates affected.
- Denial Type.
- Denial Notice and Appeal information.



6. Readmissions

- Planned and Unplanned readmissions are documented here if a patient has been rehospitalized within 30 days of hospital discharge.

