

Depression Screening Recommendation Workflow for Clerical Staff, Clinical Staff, and Providers

Cerner PowerChart Ambulatory EDUCATION

Summary: Depression Screening is recommended for all patients ages 12 years and older. This health maintenance recommendation will automatically display on the Recommendations component within the Ambulatory Workflow page annually.

Support: Ambulatory Informatics at 231-392-0229.

Clerical Staff

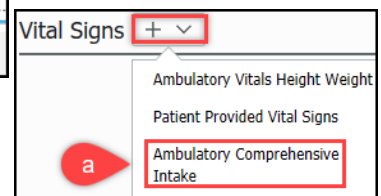
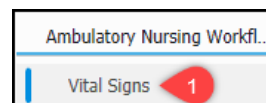
If the practice uses a paper form, give the patient the paper screening form to fill out. After the form is completed, clinical staff will document the responses and score in Cerner.

Example Form: Practices may have differently formatted paper forms. Please use the correct form for your practice.

Clinical Staff

Depression screening can be documented during patient intake.

- Navigate to the Vital Signs component on the Ambulatory Nursing Workflow page. Click the dropdown arrow next to **Vital Signs**.
 - Select the Ambulatory Comprehensive Intake PowerForm.



- On the PHQ-2 and PHQ-9 section, enter the Depression Screening Questionnaire responses per your practice requirements. **Note: If the PHQ-2 Score is 1 or more, the PHQ-9 must be completed.**

Depression Screening Recommendation Workflow for Clerical Staff, Clinical Staff, and Providers

Cerner PowerChart Ambulatory EDUCATION

- A PHQ-9 Severity Score and Severity Interpretation will auto populate based on question responses.
- If the patient answers **anything** other than **Not at all** to **Thoughts Better Off Dead or Hurting Self** (Question #9 on the PHQ-9 Screening), **notify the provider**.

8. Moving or Speaking Slowly

9. Thoughts Better Off Dead or Hurting Self

PHQ-9 Severity Score: 10

PHQ-9 Severity Interpretation: Moderate depression symptoms

Note: Clinical staff **must** document time spent administering the depression screening tool in the **PHQ-9 Comments** field.

PHQ-9 Comments

- Continue documenting the patient intake.
- On the **Problems and Diagnosis** section of the Intake form, if the patient does not have an active chronic diagnosis of depression, bipolar disorder, and/or dysthymia to select for this visit, add **Z13.31 Depression Screening** to Diagnosis (Problem) being Addressed this Visit.

Diagnosis (Problem) being Addressed this Visit

depression screen

Depression screen (Z13.31)

- When the Intake is complete, click the green checkmark to sign.

Note: After the PowerForm is signed, the information documented is available on the following Ambulatory Workflow page components:

- Problem List Component
- Scales and Assessments Component
- Ambulatory Comprehensive Intake Document

Priority	Problem Name	Code
1	Depression screening	Z13.31 (ICD-10-CM)

	Today 10:34
PHQ2 Screen Score	2
PHQ9 Severity Score	7
PHQ9 Severity Interpret...	Mild depression

PHQ2 Screen Score

MAY 10, 2022 10:34

Result: 2

Normal High: -- Normal Low: --

Critical High: -- Critical Low: --

Status: Auth (Verified)

Result Details

Documents (3)

Time of Service	Subject
▼ In Progress (0)	
▼ Completed (3)	
MAY 10, 2022 10:34	Ambulatory Comprehensive Intake

Ambulatory Comprehensive Intake

Ambulatory Comprehensive Intake Form (Auth (Verified))

PHQ-2 and PHQ-9

Little Interest - Pleasure in Activities : Not at all

Feeling Down, Depressed, Hopeless : More than half the days

PHQ2 Screen Score : 2

Trouble Falling or Staying Asleep : Several days

Feeling Tired or Little Energy : Several days

Poor Appetite or Overeating : Not at all

Feeling Bad About Yourself : Several days

Trouble Concentrating : Several days

Moving or Speaking Slowly : Not at all

Thoughts Better Off Dead or Hurting Self : Several days

Severity Score : 7

PHQ9 Severity Interpretation : Mild depression symptoms

Depression Screening Recommendation Workflow for Clerical Staff, Clinical Staff, and Providers

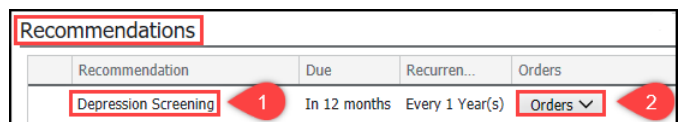
Cerner PowerChart Ambulatory EDUCATION

Submitting Quality Codes

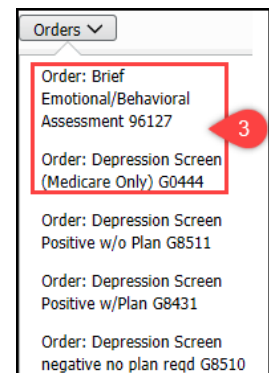
Depression Screening is a Health Maintenance Recommendation approved standing order that clinical staff may order as cosign required. Ordering a depression screening code will satisfy the Depression Screening Recommendation in the **Recommendations** component on the **Ambulatory Nursing Workflow**. Screening codes can be submitted from the **Recommendations** component or the **New Order Entry** component available on the **Ambulatory Nursing Workflow** or **Clinical Staff Orders** page.

Note: Depression screening codes can only be submitted if the **PHQ-9** has been completed.

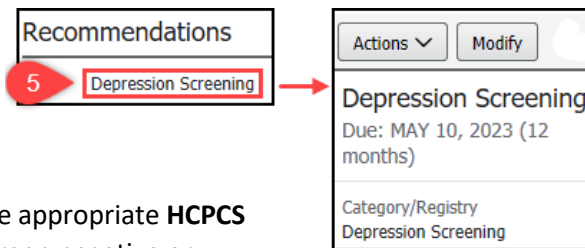
1. Navigate to the **Recommendations** component and locate the Depression Screening.
2. Click on **Orders**.



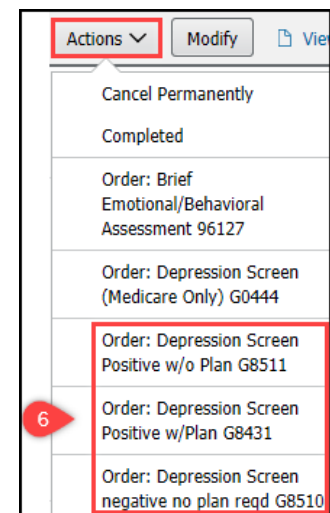
3. Select the appropriate Depression Screening **CPT-4 code** order: Brief Emotional/Behavioral Assessment or Depression Screen (Medicare Only).
4. In the Ordering Physician box: select **Order**, enter the ordering provider's name, select **Cosign Required** as the communication type, then click OK.



5. Click on Depression Screening to open the details.



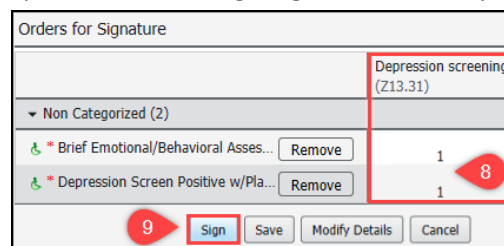
6. Click **Actions** and select the appropriate **HCPCS code** order: Depression Screen negative or Depression Screen Positive w/ or w/o Plan. **Note:** A score of **less than 10** indicates a negative result and a score of **10 or greater** indicates a positive result on the PHQ-9.



7. Click Orders for Signature.

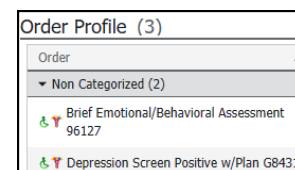


8. Associate the Z13.31 Depression Screening diagnosis to the depression screening orders.



9. Click **Sign**.

- Once the orders have been signed, they will be in the Order Profile component on the Ambulatory Workflow.



Depression Screening Recommendation Workflow

for Clerical Staff, Clinical Staff, and Providers
Cerner PowerChart Ambulatory **EDUCATION**

Provider

1. Document plan details in **Assessment and Plan** component on the Ambulatory Workflow.
2. If the patient is positive for at least Moderate Depression symptoms with a PHQ-9 score of 10 or greater, a scheduled follow up is **required** within 30 days.

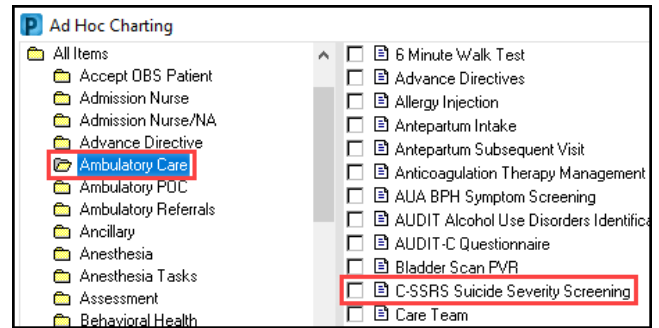
3. Additional follow up plan documentation may include:

- Additional evaluations for depression
- Suicide risk assessment
- Referral to Behavioral Health or a practitioner who is qualified to diagnose and treat depression
- Referral to Care Management
- Pharmacological interventions
- Other interventions and/or follow-up within 30 days from documented date of positive screen

ICD10 Code Range	Description
F32.0 –F33.9	Major Depression
F34.1	Dysthymia
F30.10 –F31.9	Bipolar Disorder

▪ **Examples include:**

- Return to clinic order for Depression Management
- Ambulatory Referral to Psychiatry, Care Management, or Behavioral Health
- Columbia Suicide Severity Rating Scale (C-SSRS)
 - C-SSRS form is available from AdHoc



Depression Screening Codes

CPT Code	Description
96127	Brief Emotional/Behavioral Assessment (Commercial/Medicaid Insurances)
G0444	Depression Screening (Medicare/Medicare Advantage Insurance Only) Time spent 1-15 minutes Document time spent administering depression screening tool in PHQ-9 comments box *Cannot push G0444 with a Welcome to Medicare Visit or an Initial Annual Wellness Visit *Can push G0444 with Subsequent Annual Wellness Visits

Screening codes can be pushed with results codes, regardless of PHQ-9 score

Current Procedural Terminology (CPT) is a medical code set that is used to report medical, surgical, and diagnostic procedures and services to entities such as physicians, health insurance companies and accreditation organizations.

HCPCS Code	Description
G8510	Depression Screen negative no plan reqd G8510
G8431	Depression Screen Positive w/ Plan G8431
G8511	Depression Screen Positive w/o Plan G8511 **Use of Code Not Recommended**

Healthcare Common Procedure Coding System (HCPCS) is standardized code sets necessary for Medicare and other health insurance providers to provide healthcare claims that are managed consistently and in an orderly manner.