



## APPENDIX A

### Participating Organizations in the North Central MiThrive Region

*Arenac, Clare, Gladwin, Isabella, Lake, Mason, Mecosta, Oceana, and Osecola Counties*

| Sector                                  | Participating Organization   | 31-County MiThrive Region |             | North Central MiThrive Work Group | Community Themes and Strengths Assessment |                 | Community System Assessment | Forces of Change Assessment | Data Walk and Priority Setting |
|---|--|---------------------------|-------------|-----------------------------------|---|-----------------|-----------------------------|-----------------------------|--------------------------------|
|   |  | Steering Committee        | Design Team |                                   | Pulse Survey                              | Provider Survey |                             |                             |                                |
| Hospital Systems                        | Ascension Michigan <ul style="list-style-type: none"> <li>St. Joseph Hospital</li> <li>Standish Hospital</li> </ul>  |                           |             | X                                 |   | X               |                             |                             | X                              |
|   | McLaren <ul style="list-style-type: none"> <li>McLaren Central Michigan</li> <li>McLaren Northern Michigan</li> </ul>  | X                         | X           |                                   | X   | X               |                             |                             |                                |
|   | MyMichigan Health <ul style="list-style-type: none"> <li>Alpena Medical Center</li> <li>Clare Medical Center</li> <li>Gladwin Medical Center</li> <li>Mt. Pleasant Medical Center</li> <li>West Branch Medical Center</li> </ul>             | X                         | X           | X                                 |   | X               | X                           |                             |                                |
|   | Munson Healthcare <ul style="list-style-type: none"> <li>Charlevoix Hospital</li> <li>Grayling Hospital</li> <li>Manistee Hospital</li> <li>Munson Medical Center</li> <li>Otsego Memorial Hospital</li> <li>Paul Oliver Hospital</li> </ul> | X                         | X           |                                   |   | X               |                             |                             |                                |
|   | Spectrum Health <ul style="list-style-type: none"> <li>Big Rapids Hospital</li> <li>Gerber Memorial Hospital</li> <li>Ludington Hospital</li> <li>Reed City Hospital</li> </ul>  | X                         | X           | X                                 |   | X               | X                           | X                           | X                              |
| Local Health Depts.                     | Benzie Leelanau District Health Department   | X                         | X           |                                   |   |                 |                             |                             |                                |
|   | Central Michigan District Health Department  | X                         | X           | X                                 | X   | X               | X                           | X                           | X                              |
|   | District Health Department #2  | X                         | X           |                                   | X   |                 |                             |                             |                                |
|   | District Health Department #4  | X                         | X           |                                   |   |                 |                             |                             |                                |
|   | District Health Department #10   | X                         | X           | X                                 | X   | X               | X                           | X                           | X                              |
|   | Grand Traverse County Health Department  | X                         | X           |                                   |   |                 |                             |                             |                                |
| Health Department of Northwest Michigan | X  | X                         |             |                                   |   |                 |                             |                             |                                |

|  |   |   |   |   |   |   |   |   |   |
|--|---|---|---|---|---|---|---|---|---|
| Community Based Orgs                           | 211 West Michigan                             |   |   |   |   |   | X |   |   |
|  | Central Michigan Recovery & Education Network |   |   |   |   |   |   | X |   |
|  | Children's Advocacy Center                    |   |   |   |   |   | X |   |   |
|  | Disability Network of Northern Michigan       | X |   |   |   |   |   |   |   |
|  | EightCAP                                      |   |   |   |   |   |   | X |   |
|  | Food Bank of Eastern Michigan                 |   |   |   |   |   |   | X |   |
|  | Goodwill Northern Michigan                    | X |   |   |   |   |   |   |   |
|  | Habitat for Humanity of Lake County           |   |   | X |   |   |   |   |   |
|  | Habitat for Humanity of Mason County          |   |   |   |   |   |   |   | X |
|  | Hope Network                                  |   |   |   |   |   |   |   | X |
|  | Isabella Community Soup Kitchen               |   |   |   | X |   |   |   |   |
|  | Isabella County Restoration House             |   |   |   | X |   |   |   |   |
|  | Lakeshore Food Club                           |   |   |   |   |   |   |   | X |
|  | Ludington Area Senior Center                  |   |   |   |   |   |   |   |   |
|  | Mason County United Way                       |   |   | X |   |   | X |   |   |
|  | MDHHS County Offices                          |   | X |   | X |   | X | X |   |
|  | MSU Extension Health and Nutrition Institute  | X |   |   |   |   |   |   |   |
|  | Michigan WORKS!                               |   |   |   |   |   |   |   | X |
|  | Mid-Michigan Big Brothers and Big Sisters     |   |   |   |   |   |   |   |   |
|  | Mid-Michigan Community Action                 |   |   |   |   |   |   |   | X |
|  | Muskegon Health Project                       |   |   |   |   |   |   |   | X |
|  | Northeast Michigan Community Service Agency   |   |   |   |   |   |   |   | X |
|  | Northern Michigan Regional Entity             |   |   |   |   |   | X | X |   |
|  | Northwest Michigan Community Action Agency    | X | X |   |   |   |   |   |   |
|  | Our Brother's Keeper—Big Rapids               |   |   |   |   |   |   |   | X |
|  | Staircase Youth Services                      |   |   |   |   |   | X | X |   |
|  | Sunrise Side Senior Services                  |   |   |   |   | X |   |   |   |
|  | Ten16 Recovery Network                        |   |   |   |   |   |   |   | X |
|  | The Red Project                               |   |   |   |   |   |   |   | X |
|  | The Right Place, Inc.                         |   |   | X |   |   |   |   | X |
| True North Community Services                  |   | X | X | X |   | X |   | X |   |
| United Way of Gratiot and Isabella Counties    |   |   | X |   |   |   |   | X |   |
| United Way of the Lakeshore                    |   |   |   |   |   |   |   | X |   |
| Wellspring Adult Day Services                  |   |   |   |   |   |   |   | X |   |
| Women's Information Services (WISE) Big Rapids |   |   |   |   |   |   |   | X |   |
| Community Mental Health Agencies               | Arbor Circle                                  |   |   |   |   | X |   |   |   |
|  | AuSable Valley CMH Authority                  |   | X |   |   |   |   |   | X |
|  | CMH for Central Michigan                      |   |   |   |   | X | X |   |   |
|  | Newaygo County CMH Authority                  |   |   |   |   |   |   |   | X |
|  | North Country CMH Authority                   | X |   |   |   |   |   |   |   |
|  | West Michigan CMH Authority                   |   |   |   |   |   | X | X |   |
| Primary Care                                   | Alpine Cardiology                             |   |   |   |   | X |   |   |   |

|   |   |   |   |   |   |   |   |   |   |
|---|---|---|---|---|---|---|---|---|---|
|   | Cadillac Family Physicians                    |   |   |   |   |   |   | X |   |
|   | Family Health Care                            |   |   |   | X |   |   | X |   |
|   | Isabella Citizens for Health                  |   |   |   |   | X |   | X |   |
|   | MSU College of Human Medicine                 |   |   |   |   |   |   | X |   |
|   | Northwest Michigan Health Services            |   |   |   |   |   | X |   |   |
|   | Sterling Area Health Center                   |   |   |   |   |   |   | X |   |
|   | Traverse Health Clinic                        | X |   |   |   |   |   |   |   |
|   | Northern Michigan Neurology                   |   |   |   |   | X |   |   |   |
| Native Nations                          | Little Traverse Band of Odawa Indians         |   |   |   |   |   |   |   |   |
| Coalitions and Service Clubs            | Arenac Co. Human Services Coordinating Body   |   |   |   |   |   | X |   |   |
|   | Big Rapids Rotary Club                        |   |   |   |   |   | X |   |   |
|   | Clare Community Leaders                       |   |   |   |   |   | X |   |   |
|   | General Federation of Women's Clubs           |   |   |   |   |   |   | X |   |
|   | Gladwin Co. Human Services Coordinating Body  |   |   |   |   |   | X |   |   |
|   | Isabella Co. Human Services Coordinating Body |   |   |   |   |   | X |   |   |
|   | Lake County Roundtable                        |   |   |   |   |   | X |   |   |
|   | Meceola Human Trafficking Task Force          |   |   |   |   |   |   | X |   |
|   | Mecosta Osceola Human Services Coor Body      |   |   |   |   |   | X |   |   |
|   | Newaygo County Community Collaborative (NC3)  | X |   | X |   |   | X | X |   |
|   | Oceana Health Bound Coalition                 |   |   |   |   |   | X |   |   |
|   | Rotary Charities                              |   |   |   |   |   |   |   |   |
|   | Walkerville Thrives                           |   |   |   |   |   | X |   |   |
| Educational Institutions                | Bay-Arenac Intermediate School District       |   |   |   |   |   | X | X |   |
|   | Ferris State University                       |   |   |   |   |   | X | X |   |
|   | Gratiot-Isabella Education Service District   |   |   |   |   |   | X | X |   |
|   | Great Lakes Bay Regional Alliance             |   |   |   |   |   |   |   |   |
|   | Ludington Area Schools                        |   |   |   |   |   | X |   |   |
|   | Mason County Central School District          |   |   |   |   |   | X |   |   |
|   | Mason County Eastern Schools                  |   |   |   |   |   | X |   |   |
|   | Mason County Promise                          |   |   |   |   |   | X |   |   |
|   | Mecosta Osceola Intermediate School District  |   | X |   |   |   |   | X |   |
|   | MSU College of Human Medicine                 |   |   |   |   |   |   |   |   |
|   | Pentwater Public Schools                      |   |   |   | X |   |   |   |   |
| West Shore Educational Service District |   |   |   |   |   |   |   |   |   |
| Grant-Making Organizations              | Catholic Charities West Michigan              |   |   |   |   |   | X |   |   |
|   | Community Foundation of Mason County          |   |   |   |   |   | X |   |   |
|   | Fremont Area Community Foundation             |   |   | X |   |   |   | X |   |
|   | Pennies From Heaven Foundation                |   |   | X |   |   | X |   | X |
| Government                              | City of Big Rapids                            |   |   |   |   |   |   | X |   |
|   | City of Fremont                               |   |   |   |   |   |   | X |   |
|   | City of Ludington                             |   |   |   |   |   | X | X |   |

|            |  |   |  |   |  |  |   |   |  |
|------------|--|---|--|---|--|--|---|---|--|
|            | Ludington Area Senior Center           |   |  |   |  |  | X |   |  |
|            | Mason County Emergency Management      |   |  |   |  |  | X |   |  |
|            | Mason County Library                   |   |  |   |  |  | X | X |  |
|            | Newaygo County Commission on Aging     |   |  |   |  |  |   | X |  |
| Businesses | CBD Store of Michigan                  |   |  |   |  |  |   | X |  |
|            | Everyday Life Consulting               | X |  |   |  |  |   |   |  |
|            | Harmonized Healing Counseling Services |   |  |   |  |  |   | X |  |
|            | Inspire Counseling and Consulting      |   |  |   |  |  |   | X |  |
|            | Standard Process Inc                   |   |  | X |  |  |   |   |  |

| Lake, Missaukee, Osceola, Wexford                          |      | Lake     | Missaukee | Osceola   | Wexford   |
|--|------|----------|-----------|-----------|-----------|
| <b>Median household income</b>                             | 2.69 | \$37,320 | \$44,032  | \$47,194  | \$47,193  |
| <b>ALICE Households</b>                                    | 1.63 | 36.3%    | 26.0%     | 27.2%     | 27.3%     |
| <b>Households below federal poverty level</b>              | 2.25 | 20.3%    | 16.8%     | 12.8%     | 14.8%     |
| <b>Families living below poverty level</b>                 | 2.28 | 12.7%    | 12.9%     | 9.8%      | 9.9%      |
| <b>Population below the poverty level</b>                  | 2.4  | 21.0%    | 17.9%     | 14.2%     | 14.2%     |
| <b>Children below poverty level</b>                        | 2.5  | 31.5%    | 27.1%     | 20.0%     | 20.5%     |
| <b>Unemployment rate</b>                                   | 1.53 | 3.7%     | 3.5%      | 3.6%      | 3.5%      |
| <b>Students not proficient in Grade 4 English</b>          | 1.69 | 67.7%    | 58.4%     | 36.4%     | 53.8%     |
| <b>Children 0-5 in Special Education</b>                   | 1.54 | *        | 0.70%     | 2.70%     | 7.00%     |
| <b>Special Education - % Child Find</b>                    | 1.92 | 99.1%    | 100.0%    | 100.0%    | 100.0%    |
| <b>High school graduation rate</b>                         | 1.81 | 76.2%    | 87.4%     | 86.7%     | 75.9%     |
| <b>High school graduate or higher</b>                      | 1.81 | 82.4%    | 88.7%     | 89.5%     | 89.6%     |
| <b>Bachelor's degree or higher</b>                         | 2.75 | 11.9%    | 14.2%     | 14.0%     | 18.2%     |
| <b>Uninsured</b>   | 1.83 | 6.3%     | 9.6%      | 8.5%      | 6.8%      |
| <b>Adults: No personal health checkup in the past year</b> | 2.08 | *        | *         | 16.8      | 19.7      |
| <b>Average HPSA Score - Primary Care</b>                   | 1.75 | 17       | 15.6      | 16.5      | 12.5      |
| <b>Average HPSA Score - Dental Health</b>                  | 2.83 | 23       | 19.8      | 21.5      | 22        |
| <b>Average HPSA Score - Mental Health</b>                  | 2.92 | 20.5     | 18.4      | 18.5      | 18.5      |
| <b>Fully immunized toddlers aged 19-35 months</b>          | 1.88 | 58.5%    | 70.6%     | 71.4%     | 68.8%     |
| <b>Homes with broadband internet</b>                       | 1.85 | 69.8%    | 74.0%     | 81.9%     | 80.0%     |
| <b>Median value of owner-occupied homes</b>                | 2.81 | \$88,000 | \$98,500  | \$118,700 | \$108,300 |
| <b>Renters (% of all occupied homes)</b>                   | 2.19 | 15.8%    | 19.3%     | 19.9%     | 23.2%     |
| <b>Gross mortgage is &gt;=35% of household income</b>      | 1.95 | 29.8%    | 22.2%     | 24.3%     | 18.9%     |
| <b>Vacant Housing Units</b>                                | 2.13 | 69.8%    | 33.4%     | 34.4%     | 23.6%     |
| <b>Child abuse/neglect rate</b>                            | 2.83 | 245.4    | 195.2     | 126.9     | 179.5     |
| <b>Child food insecurity</b>                               | 2.33 | 24.0%    | 18.2%     | 16.0%     | 15.4%     |
| <b>Population food insecurity</b>                          | 2.5  | 18.1%    | 15.5%     | 14.6%     | 14.1%     |
| <b>Political participation</b>                             | 1.63 | 64.6%    | 68.0%     | 75.5%     | 70.9%     |
| <b>All cancer incidence</b>                                | 1.92 | 420.33   | 457.25    | 476.31    | 501.32    |
| <b>Colorectal cancer</b>                                   | 1.58 | 36.46    | 46.94     | 34.2      | 44.57     |
| <b>Oral cavity and pharynx cancer</b>                      | 1.79 | *        | *         | *         | 15.36     |
| <b>Lung and bronchus cancer</b>                            | 2.67 | 81.71    | 82.16     | 79.31     | 72.82     |
| <b>Ever told diabetes (adults)</b>                         | 1.71 | *        | 12.1      | 11.9      | 13.3      |
| <b>Ever told COPD (adults)</b>                             | 1.96 | *        | 10.5      | 9.2       | 13.8      |
| <b>Asthma (teens)</b>                                      | 1.56 | n/a      | n/a       | n/a       | 0.476     |
| <b>Self-reported health assessment fair or poor</b>        | 2.58 | 24.7     | 24.5      | 27.4      | 24.3      |
| <b>Pneumonia</b>   | 2.42 | 26.9     | 33.8      | 34.4      | 41.8      |
| <b>Poor mental health 14+ days (adults)</b>                | 1.63 | *        | 7.6       | 12.7      | 12.5      |
| <b>Obesity (teens)</b>                                     | 1.63 | n/a      | n/a       | n/a       | 0.174     |
| <b>Obesity (adults)</b>                                    | 1.63 | 29.6     | 38.3      | 42.4      | 34.4      |
| <b>All causes of death</b>                                 | 1.75 | 820.4    | 790.8     | 796.2     | 792.5     |
| <b>All cancer mortality</b>                                | 1.83 | 185.9    | 184.1     | 145.4     | 168.6     |
| <b>YPLL Pneumonia/Flu</b>                                  | 1.54 | *        | *         | *         | 82.7      |
| <b>Motor vehicle crash mortality</b>                       | 2.25 | *        | 18        | 14        | 17        |
| <b>Alzheimer's/Dementia mortality</b>                      | 2.71 | 33.3     | 42.8      | 45.9      | 44.4      |
| <b>Chronic lower respiratory disease mortality</b>         | 2.25 | 51       | 54.2      | 68.2      | 69.5      |
| <b>Liver disease mortality</b>                             | 2.63 | 22.6     | *         | 23.8      | 20.6      |

|  |      | <b>Charlevoix</b> | <b>Emmet</b> |
|--|------|-------------------|--------------|
| <b>Charlevoix, Emmet</b>                               |      |                   |              |
| <b>Income Inequality</b>                               | 1.81 | 0.46              | 0.47         |
| <b>Special Education % Child Find</b>                  | 1.83 | 100.0%            | 100.0%       |
| <b>Renters (% of all occupied homes)</b>               | 1.63 | 19.1%             | 27.2%        |
| <b>Gross mortgage is &gt;=35% of household income</b>  | 1.7  | 20.5%             | 23.0%        |
| <b>Number of evictions</b>                             | 2.5  | 221.9             | 448.9        |
| <b>Vacant housing units</b>                            | 2    | 34.9%             | 33.3%        |
| <b>Major depressive episode (teens)</b>                | 2.83 | 48.4%             | 63.6%        |
| <b>Poor mental health 14+ days</b>                     | 1.67 | 9.4%              | 12.8%        |
| <b>Overweight (adults)</b>                             | 2.75 | 41.2%             | 39.1%        |
| <b>Binge drinking (adults)</b>                         | 2    | 17.7%             | 17.3%        |
| <b>Motor vehicle crash involving alcohol mortality</b> | 2.67 | 42.0%             | 44.0%        |
| <b>Alzheimer's/Dementia mortality</b>                  | 1.67 | 26.9%             | 49.9%        |

| Antrim, Benzie, Grand Traverse, Kalkaska, Leelanau    |      | <b>Antrim</b> | <b>Benzie</b> | <b>Grand Traverse</b> | <b>Kalkaska</b> | <b>Leelanau</b> |
|---|------|---------------|---------------|-----------------------|-----------------|-----------------|
| <b>Children enrolled in early education</b>           | 2    | 27.9%         | 20.0%         | 17.3%                 | 32.3%           | 13.8%           |
| <b>Students not proficient in Grade 4 English</b>     | 1.65 | 49.3%         | 56.3%         | 43.7%                 | 67.7%           | 48.9%           |
| <b>Special Education % Child Find</b>                 | 1.83 | 100.0%        | 100.0%        | 100.0%                | 100.0%          | 100.0%          |
| <b>Average HPSA Score - Dental Health</b>             | 1.87 | 16.33         | 20.5          | 25                    | 18              | 20              |
| <b>Renters (% of all occupied homes)</b>              | 2.6  | 12.9%         | 10.3%         | 23.7%                 | 17.4%           | 11.7%           |
| <b>Gross rent is &gt;=35% of household income</b>     | 1.8  | 42.4%         | 45.0%         | 37.0%                 | 36.0%           | 42.4%           |
| <b>Gross mortgage is &gt;=35% of household income</b> | 1.64 | 22.4%         | 21.6%         | 18.4%                 | 22.2%           | 26.8%           |
| <b>Vacant housing units</b>                           | 2.55 | 45.2%         | 45.8%         | 15.1%                 | 42.2%           | 41.6%           |
| <b>Teens with 2+ ACES</b>                             | 1.8  | 40.6%         | n/a           | n/a                   | n/a             | n/a             |
| <b>Teens with 5+ fruits/vegetables per day</b>        | 1.6  | 22.6%         | n/a           | n/a                   | n/a             | n/a             |
| <b>SNAP authorized stores</b>                         | 2.25 | 0.68          | 0.93          | 0.77                  | 1.18            | 0.62            |
| <b>All cancer incidence</b>                           | 2.07 | 427.77        | 480.33        | 483.22                | 528             | 457.63          |
| <b>Asthma (teens)</b>                                 | 1.6  | 50.0%         | n/a           | n/a                   | n/a             | n/a             |
| <b>Major depressive episode (teens)</b>               | 1.73 | 50            | n/a           | n/a                   | n/a             | n/a             |
| <b>Overweight (adults)</b>                            | 1.6  | 38.6          | 35.9          | 37.6                  | 36              | 32.3            |
| <b>Smoked cigarettes in past 30 days (teens)</b>      | 1.8  | 10.0%         | n/a           | n/a                   | n/a             | n/a             |
| <b>Used chew tobacco etc. in past 30 days (teens)</b> | 1.8  | 7.1%          | n/a           | n/a                   | n/a             | n/a             |
| <b>Motor vehicle crash mortality</b>                  | 2.15 | 17            | 19            | 8                     | 20              | 13              |
| <b>Alzheimer's/Dementia mortality</b>                 | 1.73 | 39.3          | 29.5          | 47.2                  | 40              | 33              |
| <b>Liver disease mortality</b>                        | 1.53 | 14.7          | *             | 9.4                   | 20.5            | *               |
| <b>Alcohol induced mortality</b>                      | 1.73 | 10            | 5             | 14                    | 2               | 2               |

| Crawford, Oscoda, Roscommon                     | Average Comparison |           |          |           |
|---|--------------------|-----------|----------|-----------|
|   | Score              | Crawford  | Oscoda   | Roscommo  |
| Median Household income                         | 2.5                | \$47,977  | \$42,335 | \$42,054  |
| Households below federal poverty level          | 2.67               | 17.1%     | 16.0%    | 15.2%     |
| Families living below poverty level             | 2.42               | 10.5%     | 11.8%    | 11.8%     |
| Population below poverty level                  | 2.53               | 16.3%     | 16.2%    | 30.0%     |
| Children below poverty level                    | 2.13               | 23.0%     | 19.5%    | 29.0%     |
| Unemployment rate                               | 1.73               | 3.3%      | 4.7%     | 4.0%      |
| Students not proficient in Grade 4 English      | 2.54               | 56.8%     | 61.1%    | 67.4%     |
| Special Education % Child Find                  | 1.67               | 100.0%    | 100.0%   | 100.0%    |
| High school graduation rate                     | 1.83               | 83.6%     | 84.7%    | 78.0%     |
| High school graduate or higher                  | 1.58               | 89.9%     | 83.4%    | 89.9%     |
| Bachelor's degree or higher                     | 2.42               | 19.4%     | 10.6%    | 15.5%     |
| Average HPSA score - Primary Care               | 2                  | 13        | 19       | 17        |
| Average HPSA score - Dental Health              | 2                  | 18        | 21.5     | 19.33     |
| Average HPSA score - Mental Health              | 1.67               | 15        | 20       | 17.33     |
| Fully immunized toddlers aged 19-35 month       | 2.33               | 67.4%     | 46.1%    | 68.0%     |
| Median value of owner occupied homes            | 2.58               | \$105,000 | \$90,500 | \$108,200 |
| Renters (% of all occupied homes)               | 2.33               | 18.8%     | 14.7%    | 18.0%     |
| Gross mortgage is >=35% of household income     | 2                  | 19.7%     | 24.6%    | 24.8%     |
| Vacant housing units                            | 2.83               | 45.1%     | 58.7%    | 54.6%     |
| Child abuse/neglect rate                        | 2.22               | 165.4     | 135.4    | 205.6     |
| Teens with 2+ ACES                              | 2                  | 40.1%     | 40.1%    | 40.1%     |
| Child food insecurity                           | 2.22               | 18.1%     | 19.2%    | 24.4%     |
| Population food insecurity                      | 2.5                | 15.9%     | 16.8%    | 18.0%     |
| Teens with 5+ fruits/veggies per day            | 3                  | 21.2%     | 21.2%    | 21.2%     |
| No household vehicle                            | 1.58               | 6.8%      | 7.3%     | 7.1%      |
| All cancer incidence                            | 2.33               | 452.78    | 500.31   | 525.56    |
| Breast cancer                                   | 2                  | 53.98     | 73.29    | 63.1      |
| Colorectal cancer                               | 1.78               | 37.77     | 44.2     | 47.3      |
| Oral cavity and pharynx cancer                  | 1.89               | *         | *        | 16.47     |
| Lung and bronchus cancer                        | 2.44               | 67.26     | 82.89    | 89.29     |
| Ever told diabetes (adults)                     | 2.67               | 19.4      | 30.7     | 17.8      |
| Heart disease (adults)                          | 2.11               | 117.3     | 131.7    | 191.3     |
| Ever told COPD (adults)                         | 1.94               | 16.8      | *        | 13.1      |
| Self-reported health assessment fair or poor    | 2.56               | 22.6      | 35.3     | 28.9      |
| Pneumonia                                       | 2.56               | 47.5      | 31.4     | 54        |
| Major depressive episode (teens)                | 1.67               | 39.6      | 39.6     | 39.6      |
| Poor mental health 14+ days (adults)            | 2                  | *         | *        | 16.6      |
| Obesity (teens)                                 | 2.33               | 18.3%     | 18.3%    | 18.3%     |
| Obesity (adults)                                | 2.5                | 39.5      | 50.9     | 41.4      |
| Overweight (teens)                              | 3                  | 19.9%     | 19.9%    | 19.9%     |
| Binge drinking (adults)                         | 1.83               | 23.2      | *        | 18        |
| All causes of death                             | 2.44               | 850       | 926.2    | 896.3     |
| All cancer mortality                            | 2                  | 178       | 168.6    | 208.6     |
| Diabetes mortality                              | 2.6                | 27.8      | 33.5     | 22        |
| Heart disease mortality                         | 1.89               | 184.7     | 228.7    | 237.6     |
| YPLL Pneumonia/Flu                              | 2                  | *         | *        | 158.5     |
| Injury mortality                                | 2.33               | 118       | 116      | 84        |
| Motor vehicle crash mortality                   | 2.42               | 20        | 19       | 16        |
| Motor vehicle crash involving alcohol mortality | 1.78               | 26.0%     | 50.0%    | 39.0%     |
| Chronic lower respiratory disease mortality     | 2.56               | 65.9      | 76.4     | 65.4      |
| Kidney disease mortality                        | 2                  | *         | *        | 17.3      |
| Drug induced mortality                          | 2                  | 4         | 2        | 6         |
| Alcohol induced mortality                       | 1.67               | 1         | 4        | 5         |



| Manistee                                    | Average<br>Comparison<br>Score | Manistee  |
|---|--------------------------------|-----------|
| Median household income                     | 2.25                           | \$50,055  |
| ALICE households                            | 2.75                           | 31.40%    |
| Children enrolled in early education        | 2.0                            | 23.10%    |
| Students not proficient in Grade 4 English  | 2.75                           | 64.00%    |
| Special education % child find              | 1.83                           | 100%      |
| High school graduation rate                 | 3.0                            | 60.90%    |
| Bachelor's degree or higher                 | 2.5                            | 20.30%    |
| Fully immunized toddlers aged 19-35 months  | 2.0                            | 69.90%    |
| Median value of owner-occupied homes        | 2.5                            | \$125,400 |
| Renters (% of all occupied homes)           | 2.5                            | 16.60%    |
| Vacant housing units (%)                    | 2.75                           | 40.50%    |
| Child abuse/neglect rate                    | 2.33                           | 130.9     |
| Child food insecurity                       | 2.0                            | 15.10%    |
| Population food insecurity                  | 1.75                           | 13.40%    |
| Breast cancer incidence                     | 2.67                           | 71.07     |
| Colorectal cancer                           | 1.67                           | 40.92     |
| Ever told diabetes (adults)                 | 2.67                           | 14.9      |
| Heart disease (adults)                      | 1.67                           | 106       |
| Ever told COPD (adults)                     | 2.67                           | 12.1      |
| Asthma (teens)                              | 2.5                            | 54.00%    |
| Major depressive episode (teens)            | 1.67                           | 41.50%    |
| Poor mental health 14+ days (adults)        | 3.0                            | 16.1      |
| Obesity (teens)                             | 3.0                            | 19.80%    |
| Overweight (teens)                          | 3.0                            | 18.70%    |
| Overweight (adults)                         | 2.0                            | 38.20%    |
| Smoked cigarettes in past 30 days (teens)   | 3.0                            | 6.80%     |
| All causes of death                         | 2.67                           | 787.7     |
| All cancer mortality                        | 2.67                           | 183.20    |
| Diabetes mortality                          | 2.33                           | 23.3      |
| YPLL Pneumonia/flu                          | 3.0                            | 127.7     |
| Injury mortality                            | 3.0                            | 104       |
| Motor vehicle crash mortality               | 2.25                           | 15        |
| Intentional self-harm mortality             | 2.0                            | 6.4       |
| Alzheimer's/Dementia mortality              | 3.0                            | 44.3      |
| Chronic lower respiratory disease mortality | 2.0                            | 51.1      |
| Alcohol-induced mortality                   | 3.0                            | 6         |

| Cheboygan, Montmorency, Otsego                   | Average    | Cheboygan | Montmorency | Otsego    |
|--|------------|-----------|-------------|-----------|
|  | Comparison |           |             |           |
|  | Score      |           |             |           |
| <b>Median household income</b>                   | 2          | \$48,044  | \$41,772    | \$54,332  |
| <b>Families living below poverty level</b>       | 1.71       | 10.70%    | 10.90%      | 8.90%     |
| <b>Population below the poverty level</b>        | 2.4        | 14.90%    | 16.60%      | 19.40%    |
| <b>Children below the poverty level</b>          | 2.2        | 23.50%    | 30.90%      | 18.60%    |
| <b>Students not proficient in Grade 4 Engli</b>  | 2.33       | 66.90%    | 63.80%      | 51.00%    |
| <b>Children 0-5 in Special Education</b>         | 1.67       | 7.10%     | 1.50%       | 0.90%     |
| <b>Special Education % Child Find</b>            | 1.67       | 100.00%   | 100.00%     | 100.00%   |
| <b>High school graduation rate</b>               | 1.83       | 86.80%    | 73.80%      | 85.10%    |
| <b>Bachelor's degree or higher</b>               | 2.08       | 20.70%    | 13.70%      | 23.60%    |
| <b>Average HPSA score dental health</b>          | 1.78       | 19.5      | 18.67       | 19        |
| <b>Average HPSA score mental health</b>          | 1.89       | 17.5      | 18          | 17.2      |
| <b>Fully immunized toddlers</b>                  | 1.78       | 70.40%    | 68.70%      | 65.30%    |
| <b>Median value of owner occupied home</b>       | 1.83       | \$130,900 | \$102,700   | \$139,500 |
| <b>Renters % of all occupied homes</b>           | 2.08       | 17.60%    | 15.90%      | 21.10%    |
| <b>Gross rent is &gt;=35% of household incon</b> | 1.83       | 39.30%    | 46.70%      | 37.60%    |
| <b>Gross mortgage is &gt;=35% of household</b>   | 1.53       | 22.70%    | 24.00%      | 18.50%    |
| <b>Vacant housing units</b>                      | 2.17       | 39.50%    | 53.70%      | 33.30%    |
| <b>Child abuse/neglect rate per 1,000</b>        | 1.78       | 157.7     | 110.1       | 146       |
| <b>Child food insecurity</b>                     | 2.33       | 21.40%    | 24.80%      | 15.40%    |
| <b>Population food insecurity</b>                | 2.42       | 16.80%    | 18.00%      | 14.10%    |
| <b>Children 0-4 receiving WIC</b>                | 1.67       | 58.90%    | 64.80%      | 64.70%    |
| <b>Colorectal cancer</b>                         | 1.67       | 29.24     | 45.65       | 42.27     |
| <b>Ever told diabetes (adults)</b>               | 2.67       | 21.2      | 22.4        | 17        |
| <b>Heart disease (adults)</b>                    | 1.67       | 106.6     | 165.1       | 111.9     |
| <b>Asthma (teens)</b>                            | 2          | n/a       | 71.40%      | n/a       |
| <b>Pneumonia</b>                                 | 2.44       | 25.2      | 44.3        | 44.2      |
| <b>Overweight (teens)</b>                        | 1.83       | n/a       | 18.10%      | n/a       |
| <b>Overweight (adults)</b>                       | 2.67       | 41.7      | 36.8        | 41        |
| <b>Used chew tobacco in past 30 days (tee</b>    | 1.75       | n/a       | 3.50%       | n/a       |
| <b>All cancer mortality</b>                      | 1.56       | 166.2     | 209.3       | 160.6     |
| <b>Motor vehicle crash involving alcohol r</b>   | 2          | 62%       | 75%         | 23%       |
| <b>Alzheimer's/Dementia mortality</b>            | 1.56       | 32.7      | 25.5        | 36.4      |
| <b>Chronic lower respiratory disease mort</b>    | 2.22       | 68.5      | 60.5        | 66.1      |
| <b>Liver disease mortality</b>                   | 1.94       | 15.3      | *           | 14.9      |
| <b>Alcohol mortality</b>                         | 1.89       | 5         | 1           | 5         |

## Appendix D Community Assets

### Munson Healthcare Assets

Identified by Community Survey Respondents from Antrim, Benzie, Charlevoix, Cheboygan, Crawford, Emmet, Grand Traverse, Kalkaska, Lake, Leelanau, Manistee, Missaukee, Montmorency, Osceola, Oscoda, Otsego, Roscommon, and Wexford Counties.

### Antrim County

#### Social Service

##### Community Center

- Helena Township Community Center
- ASI Community Center & Park

##### Housing Organizations

- Habitat for Humanity
- Elk Rapids Housing Commission
- Northwest Michigan Community Action Agency
- Antrim County Housing Department

##### Food Pantry/Kitchens

- The Manna Food Project
- Bellaire Community Food Pantry
- First Congregational Community Pantry
- Good Samaritan Center
- Mancelona Food Pantry & Resale
- Community Lighthouse Food Pantry
- Central Lake Bible Baptist Food Pantry

##### Emergency Housing Shelters

##### Halfway Houses

##### Domestic Violence Shelters

- Women's Resource Center

#### Social/Grassroot Organizations

##### Seniors' Group

- Bellaire Senior Center
- Antrim County Senior Citizens
- Mancelona Township Senior Center
- Area Agency on Aging of Northwest Michigan
- Elk Rapids Senior Center
- Antrim County Commission on Aging

### Special Interest Group

- Antrim County 4-H

### Advocacy Groups/Coalitions

### Cultural Organizations

- Antrim Chorus
- Crosshatch Center for Art and Ecology

### Hunting/Sportsman Leagues

- Bellaire Sportsman Club
- Chain O'Lakes Sportsman's Club
- Antrim Conservation District
- Alba Sportsman's Club

### Amateur Sports Leagues

- Antrim County Co Ed Softball League
- Bowling League
- Antrim Dells Weekly Golf Leagues

## Education

### Colleges or Universities

### Community College

- North Central Michigan College

### Before-/After-School Program

- Bellaire Kids Club
- Bellaire Youth Initiative
- Communities in Schools – Northwest Michigan
- Central Lake Public Schools

### Vocational/Technical Education Programs

- CharEm ISD Career and Technical Education
- Northwest Education Services Career Tech

## Health Institutions

### Hospital

- Kalkaska Memorial Health Center
- Charlevoix Hospital

### Healthcare Clinic

- Ironmen Health Clinic
- Bellaire Family Health Center
- Mancelona Family Practice
- Central Lake Family Health Center

## Health Department

- Health Department of Northwest Michigan

## Behavioral Health Services

- North Country Community Mental Health

## Public Service

### Library

- Alden District Library
- Elk Rapids District Library
- Bellaire Public Library
- Central Lake District Library
- Mancelona Township Library

### Police Department

- Antrim County Sheriff's Department
- Bellaire Police Department
- Michigan State Police
- Mancelona Village Police Depart
- Central Lake Police Department

### Fire Department

- South Torch Lake Fire & Rescue
- Milton Township Fire Department
- Bellaire District Fire Department
- Elk Rapids Fire Department
- Banks Township Fire Department
- Central Lake Fire Department

### Emergency Medical Services

- Elk Rapids EMS
- Township Ambulance Authority

## Community-Based Organizations

### Religious Organizations

- Alden United Methodist Church
- Antrim Church of Christ
- Calvary Lutheran Church
- New Hope Community Church
- Hope Lutheran of Bellaire
- Mancelona United Methodist Church
- Kewadin United Methodist Church
- Bellaire Community United Methodist Church
- Central Lake United Methodist Church

- Alba United Methodist Church
- Bellaire Wesleyan Church
- First Congregational Church
- Bible Baptist Church

#### United Way

- United Way of Northwest Michigan

#### Community or Philanthropic Foundation

- Grand Traverse Regional Community Foundation

#### Political Organizations

#### Infrastructure

#### Parks

- Chessie Pause Depot Park
- Alden Depot Park
- Richardi Park
- Craven Park
- Thurston Park
- Palmer Park
- Perry Address Park
- Johnson's Pond
- Legion Park
- Railroad Park
- Cran Park
- Grass River Natural Area
- Willow Day Park
- Barnes Park Campground
- Antrim Creek Natural Area
- Cedar River Natural Area
- Elk Rapids Day Park
- Glacial Hills Natural Area
- Mohrmann Natural Area
- Murphy Park
- Noteware's Landing
- Wetzel Lake

#### Public Pools

#### Vacant Private Building or Lot

- Lot on Cayuga St

#### Public Lake or Coastline

- Torch Lake
- Clam Lake

- Lake Bellaire
- Elk Lake
- Birch Lake
- Wetzel Lake
- Sand Lake
- Richardi Lake
- Green Lake
- Intermediate Lake

#### Community Gardens

#### Farmer's Markets

- Bellaire Farmer's Market
- Elk Rapids Farmer's Market
- Mancelona Farmer's Market
- Central Lake Farmer's Market

#### Noteworthy Person/Group

#### Local Artists/Musicians

- Pauline Viall
- Kenny Thompson
- Gary Juliano

#### Community Leader

- Mike Allison
- Joe Short
- Dan Bean

#### Celebrity or Influential Figure

- Nate Weber

#### Other

## Benzie County

#### Social Service

#### Community Center

- Grow Benzie

#### Housing Organizations

- Habitat for Humanity
- Housing North
- Frankfort Housing Commission

## Food Pantry/Kitchens

- Benzie Area Christian Neighbors (BACN)
- The Baby Pantry at St. Philip's Episcopal Church
- Benzie Food Partners Food Pantry
- Benzie Friends Resource Food Pantry
- Benzie Recovery Center Meal Site
- Fresh Winds Christian Community Food Pantry
- Lake Ann United Methodist Church Food Pantry

## Emergency Housing Shelters

## Halfway Houses

## Domestic Violence Shelters

- Women's Resource Center

## Social/Grassroot Organizations

### Seniors' Group/Services

- Benzie Senior Resources
- The Gathering Place
- Area Agency on Aging of Northwest Michigan

### Special Interest Group

- Joy 2 Ride Benzie County
- The Crystal Lake & Watershed Association

### Advocacy Groups/Coalitions

- Grow Benzie
- Benzie Faith in Action
- Advocates for Benzie County
- 100 Women Who Care – Benzie County

### Cultural Organizations

- Oliver Art Center
- Benzie Area Symphony Orchestra
- Benzie Area Historical Society and Museum

### Hunting/Sportsman Leagues

- Benzie Sportsman's Club
- Betsie River Sportsmen's Club

### Amateur Sports Leagues

## Education

### Colleges or Universities

### Community College

- Northwestern Michigan College



#### Before-/After-School Program

- SEEDS
- Lake Ann Elementary Before/After Care

#### Vocational/Technical Education Programs

- Skilled Trades Apprenticeship Readiness Training (S.T.A.R.T)
- Northwest Education Services Career Tech

### Health Institutions

#### Hospital

- Paul Oliver Memorial Hospital

#### Healthcare Clinic

- Frankfort Family Care
- Crystal Lake Clinic
- Frankfort Medical Group
- Northwest Michigan Health Services

#### Health Department

- Benzie-Leelanau Health Department

#### Behavioral Health Services

- Centra Wellness Network

### Public Service

#### Library

- Benzie Shores District Library
- Benzonia Public Library
- Betsie Valley District Library
- Darcy Library of Beulah
- Almira Township Library

#### Police Department

- Benzie County Sheriff's Department
- Frankfort Police Department

#### Fire Department

- Benzonia Township Fire Department
- Thompsonville Fire & Rescue
- Frankfort Fire Department
- Almira Township Fire & EMS Department
- Inland Township Fire Department
- Homestead Township Fire Department

#### Emergency Medical Services

- Benzie County EMS

- Thompsonville Fire and Rescue
- Almira Township Fire & EMS Department

## Community-Based Organizations

### Religious Organizations

- Blaine Christian Church
- First Congregational Church of Benzonia
- Lake Ann United Methodist Church

### United Way

- United Way of Northwest Michigan

### Community or Philanthropic Foundation

- Munson Healthcare Foundation
- Grand Traverse Regional Community Foundation

### Political Organizations

- Benzie County Republicans
- The Democratic Party of Benzie County

## Infrastructure

### Parks

- Homestead Township Park
- Sleeping Bear National Lakeshore
- Benzonia Township Memorial Park
- Beulah Village Park
- Lake Ann Park
- Almira Township Park
- Almira Township Lakefront Park
- Burnett Park
- Lake Ann Pathway
- Inland Township Park
- Elberta Waterfront Park
- Penfold Park
- Open Space Park
- Bellows Park
- Academy Park

### Public Pools

### Vacant Private Building or Lot

- Fox Lane, Benzonia

### Public Lake or Coastline

- Lake Michigan
- Crystal Lake

- Lake Ann
- Platte Lake
- Lower Herring Lake
- Upper Herring Lake
- Betsie Lake
- Long Lake
- Rush Lake
- Little Platte Lake
- Loon Lake
- Mud Lake
- Otter Lake
- Bass Lake
- Pearl Lake

#### Community Gardens

- Grow Benzie

#### Farmer's Markets

- Frankfort Farmers Market
- Elberta Farmer's Market
- Grow Benzie

#### Noteworthy Person/Group

##### Local Artists/Musicians

- Barefoot Music
- Ellie Harold
- Corey and Stacey Bechler

##### Community Leader

- Art Jeannot
- Josh Stoltz
- Rick Schmitt

##### Celebrity or Influential Figure

#### Other

## Charlevoix County

#### Social Service

##### Community Center

##### Housing Organizations

- Boyne City Housing Commission
- East Jordan Housing Commission

Northwest Michigan Habitat for Humanity  
Charlevoix Housing Commission  
Northern Homes Community Development

#### Food Pantry/Kitchens

Community Food Pantry  
Jesus is Lord Community Church Food Pantry  
Bible Baptist Church – Bread of Life – Food Pantry  
Third Day Fellowship  
Care & Share Food Pantry  
Good Neighbors Food Pantry  
Boyne City Food Pantry  
Boyne Valley Pantry

#### Emergency Housing Shelters

Joppa House Ministries  
Night Light  
Third Day

#### Halfway Houses

Joppa House Ministries  
Bay Area Substance Education Services (BASES)

#### Domestic Violence Shelters

Joppa House Ministries  
Women’s Resource Center

### Social/Grassroot Organizations

#### Seniors’ Group

- Boyne Area Senior Center
- Charlevoix Senior Center
- East Jordan Senior Center
- Charlevoix County Commission on Aging

#### Special Interest Group

- Friends of Charlevoix Public Library
- Charlevoix Lions Club
- Charlevoix Conservation District
- Charlevoix Area Garden Club
- Charlevoix County 4-H

#### Advocacy Groups/Coalitions

Kiersten’s Ride  
SAFE in Northern Michigan  
Child Abuse Prevention and Education Council

## Cultural Organizations

- Charlevoix Circle of Arts
- Charlevoix Historical Society

## Hunting/Sportsman Leagues

- Charlevoix Rod and Gun Club
- Jordan Valley Sportsman's Club

## Amateur Sports Leagues

- Boyne City Softball League
- Little League Baseball
- Little League Softball
- Co-Ed Adult Soccer League
- Boyne Area 4-H Soccer
- East Jordan 4-H Soccer
- Charlevoix County 4-H Shooting Sports Club
- Boyne Area 4-H Swim
- Charlevoix Community 4-H Tennis

## Education

### Colleges or Universities

#### Community College

- North Central Michigan College

### Before-/After-School Program

- All-Star Kids Club
- Rayder Kids Club
- St. Mary Afterschool Program

### Vocational/Technical Education Programs

- Char-EM ISD Career and Technical Education

## Health Institutions

### Hospital

- Munson Healthcare Charlevoix Hospital
- McLaren Northern Michigan Hospital

### Healthcare Clinic

- Charlevoix Physician's Clinic
- Charlevoix Urgent Care
- Boyne Area Health Center
- Boyne Area Free Clinic
- Charlevoix Primary Care
- McLaren Northern Michigan MedCenter
- East Jordan Family Health Center

## Health Department

- Health Department of Northwest Michigan

## Behavioral Health Services

- North Country Community Mental Health
- Munson Behavioral Health
- BASES
- School-Based Health Centers for youth

## Public Service

### Library

- Charlevoix Public Library
- Boyne District Library
- Jordan Valley District Library

### Police Department

Charlevoix County Sheriff's Office  
Boyne City Police Department  
Charlevoix Police Department  
East Jordan Police Department

### Fire Department

Charlevoix Fire Department  
Charlevoix Township Fire Department  
East Jordan Fire Department  
Beaver Island Fire Department  
Boyne City Fire Department  
Boyne Valley Fire and Rescue  
Melrose Fire Department – Station 2  
Hudson Township Fire and Rescue  
Melrose Fire Department

### Emergency Medical Services

Lake Charlevoix EMS  
Boyne City EMS  
Jordan Valley EMS

## Community-Based Organizations

### Religious Organizations

First Congregational Church of Charlevoix  
Charlevoix United Methodist Church  
Barnard United Methodist Church  
Greensky Hill Indian United Methodist Church  
St. Mary Church  
Lighthouse Missionary Church

Walloon Lake Community Church

#### United Way

Char-Em United Way

#### Community or Philanthropic Foundation

Charlevoix County Community Foundation

Munson Healthcare Charlevoix Hospital Foundation

McLaren Northern Michigan Foundation

#### Political Organizations

Charlevoix Dems

Charlevoix County Republicans

### Infrastructure

#### Parks

Whiting Park

Thumb Lake Park

Porter Creek Natural Area

Little Traverse Wheelway

Boyne City to Charlevoix Trail

East Park

Avalanche Preserve Recreation Area

Veteran's Memorial Park

Old City Park

Rotary Park

Peninsula Beach

Ridge Run Dog Park

Sunset Park

The Hill Nature Preserve

Tannery Beach

Ferry Beach

Charlevoix Skate Park

Young State Park

Fisherman's Island State Park

East Jordan Tourist Park

Community Park

Memorial Park

Centennial Skate Park

Sportsman's Park

Elm Pointe

Mill Street Park

Watson Field

GAR Park

Murphy Field & Loveday Field

Mt. McSauba Recreation Area

Public Pools

Charlevoix Area Community Pool  
East Jordan Community Pool

Vacant Private Building or Lot

East St. Vacant Lot  
Vacant Buildings in Boyne City

Public Lake or Coastline

Lake Michigan  
Lake Charlevoix  
Ferry Beach  
Fisherman’s Island State Park  
Depot Beach  
Walloon Lake

Community Gardens

Boyne City Community Garden  
City of Charlevoix Community Garden

Farmer’s Markets

Boyne City Farmer’s Market  
Charlevoix Farmer’s Market  
East Jordan Farmer’s Market

Noteworthy Person/Group

Local Artists/Musicians

Jody Adams  
Jerry Douglas  
Freshwater Studio

Community Leader

Mayor Luther Kurtz

Celebrity or Influential Figure

Earl Young

Other

Cheboygan County

Social Service

Community Center

- Cheboygan Recreation Center



- Cheboygan Youth Center

#### Housing Organizations

- Cheboygan Housing Commission
- Cheboygan County Habitat for Humanity
- Northeast Michigan Community Service Agency (NEMCSA)

#### Food Pantry/Kitchens

Cheboygan Compassionate Ministries, Inc and The Lord’s Kitchen  
 Church of the Straits – Food Pantry  
 Awaken Church – Courtesy Club Food Pantry  
 St. Thomas Food Pantry – Food Distribution Center  
 Black River Full Gospel Community – Food Pantry

#### Emergency Housing Shelters

Women’s Resource Center of Northern Michigan, Inc. – Cheboygan Office

#### Halfway Houses

#### Domestic Violence Shelters

Women’s Resource Center of Northern Michigan, Inc. – Cheboygan Office

### Social/Grassroot Organizations

#### Seniors’ Group/Services

- Cheboygan County Council on Aging
- Wawatam Area Senior Center

#### Special Interest Group

- Alcona County Chamber of Commerce
- Mackinaw Women’s Club

#### Advocacy Groups/Coalitions

Cheboygan County Habitat for Humanity  
 Human Services Coordinating Body – Cheboygan  
 Women’s Resource Center of Northern Michigan, Inc. – Cheboygan Office

#### Cultural Organizations

Mackinaw Area Historical Society Heritage Village  
 Mackinaw City Area Arts Council

#### Hunting/Sportsman Leagues

Cheboygan Sportsmans Club  
 Black Lake Sportsmen’s Club – Onaway, Michigan  
 Indian River Sportsman's Club  
 Ducks Unlimited – Cheboygan County

Amateur Sports Leagues

## Education

Colleges or Universities

Community College

North Central Michigan College – Cheboygan Center

Before-/After-School Program

Vocational/Technical Education Programs

## Health Institutions

Hospital

McLaren Northern Michigan – Cheboygan Campus

Healthcare Clinic

- Alcona Health Center
- Rivertown Medical Clinic
- Thunder Bay Community Health Service, Inc.

Health Department

- District Health Department #4

Behavioral Health Services

- North Country Community Mental Health
- Alcona Health Center Cheboygan Campus
- Catholic Human Services Inc.
- Forward Path Counseling PLLC
- Thunder Bay Community Health Service, Inc

## Public Service

Library

- Cheboygan Public Library
- Mackinaw Area Public Library
- Indian River Area Library
- Topinabee Public Library

Police Department

- Cheboygan Police Department
- Cheboygan County Sheriff's Office
- Mackinaw City Police Department
- Michigan State Police District 7
- Tuscarora Township Police Department

Fire Department

- Mackinaw City Fire Department Station 1
- Mackinaw City Fire Department Station 2

- Tuscarora Township Fire Department
- Alverno Fire Department Station #1 – Benton Township
- Alverno Fire Department Station #2 – Aloha Township
- Alverno Fire Department Station #3 – Grant Township
- Alverno Fire Department Station #4 – Benton Township
- Alverno Fire Department Station #5 – Grant Township
- Onaway Area Fire Department (county borderline, keep?)
- Mullet Topinabee Fire Department

#### Emergency Medical Services

- Cheboygan Life Support Systems

### Community-Based Organizations

#### Religious Organizations

- Mackinaw City Bible Church
- Saint Mary/ Saint Charles Catholic Church, Cheboygan
- Church of the Straits
- St. Paul United Methodist
- St. John Lutheran Church

#### United Way

- Cheboygan County United Way

#### Community or Philanthropic Foundation

- Straits Area Youth Advisory Council (YAC) Grants
- Strait Area Community Foundation

#### Political Organizations

- Cheboygan County Democratic Party
- Cheboygan County Republican Party

### Infrastructure

#### Parks

- Gordon Turner Park, Cheboygan, MI
- Chandler Park
- Tuscarora Township Parks Comm
- Washington Park
- Aloha State Park
- Cheboygan State Park
- Mackinaw City Veteran Memorial Park
- Burt Lake State Park

Public Pools

Vacant Private Building or Lot

Public Lake or Coastline

- Burt Lake
- Straits of Mackinac
- Black Lake
- Lake Huron
- Cheboygan River (it's a river, keep?)
- Mullet Lake
- Douglas Lake
- Duncan Bay (bay, keep?)

Community Gardens

Mackinaw Area Historical Society Heritage Village  
The Eastside Community Garden

Farmer's Markets

Cheboygan Farmers Market

### Noteworthy Person/Group

Local Artists/Musicians

Nate King – Local Musician  
Evan Archambo – Local Musician  
Dale Rieger – Local Musician  
Billy Jewell Band – Local Musicians  
Leslie A. Tebo – Mayor

Community Leader

Robert John Butts – Cheboygan County Probate and Family Court Judge  
Mandy Martin – Executive Director of Cheboygan County Habitat for Humanity  
Polly Schneider – Executive Director for Cheboygan Area Chamber of Commerce  
Catherin Schulz – Director of Cheboygan Housing Commission  
Leigh Ann Theunick – 4-H Program Coordinator

Celebrity or Influential Figure

Susan Melton – Program Director & Air Personality for 102.9 Big Country  
Marcella Costin & John Costin – Public Figure

### Other

## Crawford County

### Social Service

Community Center

Crawford County Commission on Aging

## Housing Organizations

- Crawford County Housing Commission
- Grayling Housing Commission
- Crawford County Christian Help Center

## Food Pantry/Kitchens

- Crawford County Christian Help Center
- Crawford County Food Panty
- Viking Pantry

## Emergency Housing Shelters

- River House

## Halfway Houses

- River House

## Domestic Violence Shelters

- River House

## Social/Grassroot Organizations

### Seniors' Group

- Crawford County Commission on Aging
- Region 9 Area Agency on Aging

### Special Interest Group

- Families Against Narcotics
- Lions Club
- Grayling Rotary Club

### Advocacy Groups/Coalitions

- League of Women Voters
- United Way
- Knights of Columbus
- Crawford County Democratic Committee

### Cultural Organizations

- Au Sable Artisan Village
- Eagles Club
- Main Street Gallery
- Wellington Farm

### Hunting/Sportsman Leagues

- Trout Unlimited
- Grayling Archery
- Grayling Sportsman Club

## Amateur Sports Leagues

- Hanson Hills
- Junior Vikings
- CASA Soccer

## Education

### Colleges or Universities

#### Community College

- Kirtland Community College

### Before-/After-School Program

- BASE Program

### Vocational/Technical Education Programs

- Michigan Works
- Kirtland Community College
- Northwest Education Services Career Tech

## Health Institutions

### Hospital

- Munson Grayling Hospital

### Healthcare Clinic

- Grayling Community Health Center
- Au Sable Urgent Care
- Munson Healthcare Walk-In
- Viking Wellness Center

### Health Department

- District Health Department #10

### Behavioral Health Services

- Northern Lakes Community Mental Health
- GRACE Center
- Munson Behavioral Health

## Public Service

### Library

- Devereaux Memorial Crawford County Library
- Frederic Community Crawford County Library
- Grayling Public Library

### Police Department

- Crawford County Sheriff's Department
- Grayling Police Department

## Fire Department

- Grayling Fire Department
- Frederic Fire Department
- Crawford County Fire Department
- Lovells Fire Department

## Emergency Medical Services

- Mobile Medical Response
- Frederic Township Emergency Medical Services
- Grayling Emergency Medical Services

## Community-Based Organizations

### Religious Organizations

- St. Michael Catholic Church
- St. Mary Catholic Church
- Michelson Memorial United Methodist
- Free Methodist Church
- First Baptist Church
- Calvary Baptist Church
- St. Francis Episcopal Church & Thrift Shop

### United Way

- Crawford County United Way

### Community or Philanthropic Foundation

- Kirtland Community College Foundation
- Grayling Promotional Association
- Rotary Club
- Lions Club

### Political Organizations

- Crawford County Democratic Party
- Crawford County Republican Party
- League of Women Voters

## Infrastructure

### Parks

- Hartwick Pines State Park
- Grayling City Park
- Grayling Township Park
- Grayling Fish Hatchery
- Hanson Hills

Public Pools

Vacant Private Building or Lot

Public Lake or Coastline

Lake Margrethe

Kneff Lake

Wakeley Lake

Howes Lake

Au Sable River

Community Gardens

Grayling Community Garden

Grayling Greenhouse

Commission on Aging Community Garden

Crawford County Community Garden

VFW Community Garden

Farmer's Markets

Grayling Farmers Market

### Noteworthy Person/Group

Local Artists/Musicians

Oh, Brother Big Sister

Rachel Brooks

Brian Ashton

Lisa Oliver

Terry Dickinson

Community Leader

Alice Snyder

Rae Gosling

Celebrity or Influential Figure

Pastor Joe Crawford

### Other

## Emmet County

### Social Service

Community Center

Friendship Centers of Emmet County – Petoskey Center

Friendship Centers of Emmet County – Huber Senior Center/Brutus

YMCA of Northern Michigan



## Housing Organizations

- Housing North
- Northwest Michigan Habitat for Humanity
- Odawa Housing

## Food Pantry/Kitchens

- Manna Food Project
- Brother Dan's Food Pantry
- Pellston Area Food Pantry
- Church of the Straits
- Harbor Springs Food Pantry
- Holy Childhood of Jesus Catholic Church
- Petoskey Salvation Army
- Northmen Den Youth Services

## Emergency Housing Shelters

- Women's Resource Center
- The Nehemiah Project

## Halfway Houses

- Harbor Hall

## Domestic Violence Shelters

- Women's Resource Center

## Social/Grassroot Organizations

### Seniors' Group

- Wawatam Area Senior Center
- Friendship Center of Harbor Springs
- Friendship Centers
- Area Agency on Aging

### Special Interest Group

- Top of Michigan Trails Council
- Little Traverse Conservancy
- Petoskey Band Boosters
- Thrive 45

### Advocacy Groups/Coalitions

- Housing North
- Human Services Coordinating Body
- SAFE in Northern Michigan
- Child Abuse Prevention and Education Council
- Tip of the Mitt Watershed Council
- Little Traverse Conservancy
- League of Women Voters

LGBTQ Alliance of Petoskey  
Top of Michigan Trails Council

#### Cultural Organizations

Great Lakes Center for the Arts  
Crooked Tree Arts Center  
Great Lake Chamber Orchestra  
Blissfest Music Organization

#### Hunting/Sportsman Leagues

Harbor Springs Outdoors Club  
Emmet County Sportsman Club  
Petoskey Snowmobile Club

#### Amateur Sports Leagues

Nubs Nob Race League  
Petoskey Youth Soccer Association  
YMCA Softball League  
Little Traverse Yacht Club Racing  
Bowling League  
Petoskey Little League

### Education

#### Colleges or Universities

##### Community College

North Central Community College

##### Before-/After-School Program

YMCA of Northern Michigan  
St. Francis Xavier Catholic School  
Northern Michigan Community Child Development Center  
Blackbird Child Care

##### Vocational/Technical Education Programs

Char-Em ISD Career and Technical Education Program

### Health Institutions

#### Hospital

McLaren Northern Michigan Hospital  
Munson Healthcare Charlevoix Hospital

#### Healthcare Clinic

Community Health Center of Northern Michigan  
Alcona Health Center - Pellston Clinic  
Petoskey Child Health Associates  
Little Traverse Primary Care

Little Traverse Bay Band Health Clinic  
Hornet Health Center  
Northern Michigan MedCenter – Petoskey North  
Mackinaw City Medical Clinic  
Bayside Family Medicine  
Pregnancy Care Center of Petoskey  
McLaren CareNow at Walgreens (South)  
McLaren CareNow at Walgreens (North)

#### Health Department

Health Department of Northwest Michigan

#### Behavioral Health Services

North Country Community Mental Health  
Alcona Behavioral Health  
Little Traverse Bay Bands of Odawa Indians Behavioral Health  
School-Based Health Clinics for youth

#### Public Service

##### Library

Petoskey District Library  
Harbor Springs Library  
Mackinaw Area Public Library  
Alanson Area Public Library

##### Police Department

Michigan State Police  
Emmet County Sheriff's Department  
Harbor Springs Police Department  
Petoskey Department of Public Safety  
Mackinaw City Police Department  
Little Traverse Bay Band of Odawa Indians Police Department

##### Fire Department

Petoskey Fire Department  
Harbor Springs Fire Department  
Bear Creek Township Fire Department  
Springvale Township Fire Department  
Mackinaw City Fire Department  
Readmond/Friendship/Cross Village Fire and Rescue  
Resort Township Fire Department  
Alanson Littlefield Fire Department  
Pellston Fire Department

##### Emergency Medical Services

Emmet County EMS

Allied EMS

## Community-Based Organizations

### Religious Organizations

Knights of Columbus  
First Presbyterian Church of Petoskey  
First Presbyterian Church of Harbor Springs  
St. Anthony Catholic Church  
Church of the Straits  
St. Vincent de Paul Society  
Zion Lutheran Church of Petoskey  
St. Francis Xavier Catholic Church  
Kingdom Hall of Jehovah's Witnesses  
Beautiful Savior Lutheran Church

### United Way

Char-Em United Way

### Community or Philanthropic Foundation

Petoskey-Harbor Springs Area Community Foundation  
Petoskey Education Foundation  
Hestia Women's Giving Circle  
McLaren Northern Michigan Foundation

### Political Organizations

Emmet County Democrats  
Emmet County Republican Party

## Infrastructure

### Parks

Pennsylvania Park  
Curtis Park  
Petoskey State Park  
Wilderness State Park  
Zoll Street Park and Beach  
East Park  
Bayfront Park  
Bear River Recreation Area  
Alexander Henry Park  
Spring Lake Park  
Magnus Park

### Public Pools

Harbor Springs Community Pool

#### Vacant Private Building or Lot

- Pizza Palace
- The “Hole” in Petoskey
- JC Penny in Petoskey
- Several empty buildings in Downton Petoskey

#### Public Lake or Coastline

- Lake Michigan
- Little Traverse Bay
- Walloon Lake
- Pickereel Lake
- Burt Lake
- Crooked Lake
- Round Lake
- Inland Waterways
- Weber Lake

#### Community Gardens

- The Petoskey Community Victory Garden
- First Presbyterian Church of Harbor Springs

#### Farmer’s Markets

- Habor Springs Farmer’s Market
- Petoskey Farmer’s Market
- Bills Farm Market
- Bliss Farmers Market

#### Noteworthy Person/Group

##### Local Artists/Musicians

- Michigan Rattlers
- Great Lakes Chamber Orchestra
- Martina Hahn

##### Community Leader

- Lisa Peacock
- Todd Burch
- Ashley Brower Whitney

##### Celebrity or Influential Figure

#### Other

## Grand Traverse County

### Social Service

#### Community Center

Grand Traverse County Civic Center  
Twin Lakes/Gilbert Lodge  
Fife Lake Public Library  
Redeemer Fellowship Center  
Kingsley: The Rock  
Traverse City Senior Center  
Grand Traverse Bay YMCA  
Polestar LGBT+ Community Center

#### Housing Organizations

Housing North  
Northwest Community Action Agency  
Habitat For Humanity – Grand Traverse Region  
Northwest Michigan Supportive Housing  
HomeStretch Nonprofit Housing Corporation  
Traverse City Housing Commission  
Senior Housing Solutions

#### Food Pantry/Kitchens

The Father Fred Foundation  
Salvation Army  
Goodwill Food Rescue  
ACTS Food Pantry  
Bayview Wesleyan Community Meal  
Buckley Tabernacle Pantry  
Central United Methodist Church Outreach Meals  
Christ Church Food Pantry and Meal Site  
Faith Reformed Church Community Meal  
Grace Episcopal Food Pantry & Community Lunch  
Grace Point Café at Church of the Nazarene Community Meal  
Grand Traverse Baby Pantry  
Immaculate Conception Food Pantry  
Kandu Island Food Pantry  
Kingsley Baptist Church Food Pantry  
Kingsley United Methodist Church Food Pantry  
PrayerFyre Food Pantry  
Redeemer Lutheran of Interlochen Food Pantry  
Sal's Kitchen Meal Site  
Seventh Day Adventist Food Pantry  
St. Francis High School Community Meal  
St Francis Food Pantry

St. Michaels Food Pantry  
St. Patrick Catholic Church Food Pantry  
Traverse House Clubhouse  
Trinity Lutheran Food Pantry and Community Meal Site  
West Bay Baby Pantry  
Women's Resource Center

#### Emergency Housing Shelters

Safe Harbor of Grand Traverse  
Goodwill Inn Emergency Homeless Shelter  
Women's Resource Center  
Pete's Place

#### Halfway Houses

Nexus Family Services  
Dann's House  
Dakoske Hall

#### Domestic Violence Shelters

Women's Resource Center

### Social/Grassroot Organizations

#### Seniors' Group

Grand Traverse County Senior Care Network  
Area Agency on Aging  
Grand Traverse Commission on Aging  
Traverse City Senior Center  
Cordia at Grand Traverse Commons

#### Special Interest Group

Disability Network Northern Michigan  
Traverse Area Historical Society  
Protect the Peninsula  
Michigan State Police Angel Program  
Big Brothers/Big Sisters  
Up North Pride  
League of Women Voters

#### Advocacy Groups/Coalitions

Northwest Michigan Coalition to End Homelessness  
Families Against Narcotics  
Up North Pride  
Community Development Coalition of Northwest Michigan  
Housing North  
Traverse Bay Children's Advocacy  
Northwest Michigan Food & Farming Network

Disability Network Northern Michigan  
Single MOMM  
Northwest Food Coalition  
Grand Traverse County Drug Free Coalition

#### Cultural Organizations

Dennos Museum Center  
Old Town Playhouse  
City Opera House  
Crooked Tree Arts Center  
Interlochen Center for the Arts  
Traverse City Film Festival  
Traverse Symphony Orchestra  
Traverse City Arts Commission  
Parallel 45 Theater

#### Hunting/Sportsman Leagues

Kingsley Sportsman's Club  
Cedar Rod and Gun Club  
Grand Traverse Ducks Unlimited  
Adams Chapter Trout Unlimited

#### Amateur Sports Leagues

Traverse City Little League  
Grand Traverse Hockey Association  
YMCA Basketball  
YMCA Baseball  
Traverse Bay Area Youth Soccer  
Traverse City Pit Spitters  
Traverse City Figure Skating Club  
Traverse City Pickleball

### Education

#### Colleges or Universities

##### Community College

Northwestern Michigan College

#### Before-/After-School Program

Munson Kids Club  
The Rock of Kingsley  
Latchkey Program  
Grand Traverse Bay YMCA  
SEEDS  
Traverse City Area Public Schools



## Vocational/Technical Education Programs

Career Tech Center – Northwest Education Services  
Northwestern Michigan College

## Health Institutions

### Hospital

Munson Medical Center

### Healthcare Clinic

Traverse Health Clinic  
Crystal Lake Health Center  
Bayside Docs Urgent Care  
Munson Walk-In Clinic  
Foster Family Community Health Center  
Munson Family Practice Center  
Traverse Bay Internal Medicine  
Brookside Family Medicine  
West Front Primary Care  
Thirlby Clinic  
Colonel Demas T. Craw VA Clinic  
Northwest Michigan Health Services, INC  
Northwoods OBGYN  
Planned Parenthood

### Health Department

Grand Traverse County Health Department

### Behavioral Health Services

Addiction Treatment Services  
Pine Rest  
Bethany Christian Services  
Northern Lakes Community Mental Health  
Munson Healthcare Behavioral Health Services  
Northwest Michigan Health Services  
Lakeview Counseling

## Public Service

### Library

Traverse Area District Library  
Interlochen Public Library  
East Bay Branch Library  
Fife Lake Public Library  
Kingsley Branch Library  
Peninsula Community Library

## Police Department

- Grand Traverse County Sheriff's Department
- Traverse City Police Department
- Michigan State Police

## Fire Department

- Grand Traverse Metro Fire Department
- Interlochen Fire Department
- Grand Traverse Rural Fire Department
- Long Lake Fire Department
- Buckley Fire Department
- Garfield Township Fire Department
- Peninsula Township Fire Department
- East Bay Township Fire Department

## Emergency Medical Services

- MMR
- Blair Township EMS
- North Flight EMS

## Community-Based Organizations

### Religious Organizations

- Trinity Lutheran Church
- St. Francis of Assisi Catholic Church
- Christ the King Catholic Church
- Unitarian Universalist Congregation of Grand Traverse
- Central United Methodist Church
- New Hope Community Church
- West Side Community Church
- Bayview Wesleyan Church
- Kensington Church
- Grace Episcopal Church
- Immaculate Conception Roman Catholic Church
- St. Joseph Catholic Church
- Resurrection Life Church
- Bethlehem Lutheran Church

### United Way

- United Way of Northwest Michigan

### Community or Philanthropic Foundation

- Grand Traverse Regional Community Foundation
- Rotary Charities
- Munson Healthcare Foundation
- The Les and Anne Biederman Foundation
- Father Fred Foundation

The Oleson Foundation  
Zonta Club of Traverse City

#### Political Organizations

Grand Traverse Democratic Party  
Grand Traverse County Republican Party  
League of Women Voters

#### Infrastructure

##### Parks

Civic Center  
Barns Park  
Hannah Park  
Clinch Park  
F and M Park  
East Bay Park  
Grand Traverse Commons  
Whitewater Township Park and Campground  
Bryant Park  
Keith J. Charters Traverse City State Park  
Hull Park  
Bowers Harbor Park  
West End Beach  
Traverse Area Recreation Trail  
Fisher's Run  
Cedar Run Creek Natural Area  
Timbers Recreation Area  
Interlochen State Park  
Kingsley Village Park  
Brownson Memorial Park  
Veterans Memorial Park  
Whispering Pines Park  
Grove Park  
Haywood Park  
Beitner Park

##### Public Pools

Easling pool  
Grand Traverse Bay YMCA

##### Vacant Private Building or Lot

Airport Access Rd  
Kmart Building  
Cherryland Mall  
Tom's Food Market in Acme

Ruby Tuesday's  
Miniature Golf Course on 3 Mile Rd and US31  
Power Plant the Commons

#### Public Lake or Coastline

West End Beach  
West Bay  
East Bay  
Bryant Park  
Arbutus Lake  
Long Lake  
Green Lake  
Lake Michigan  
Duck Lake  
Boardman Lake  
Elk Lake  
Grand Traverse Bay

#### Community Gardens

TC Community Garden  
Grand Traverse Area Children's Garden  
Kingsley Branch Library Children's Garden  
Buckley Community Garden

#### Farmer's Markets

Sara Hardy Farmers Market  
Village Farmers Market  
Interlochen Farmers Market  
Kingsley Farmers Market

#### Noteworthy Person/Group

##### Local Artists/Musicians

The Accidentals  
Rufus Snoddy  
Seth Bernard  
Miriam Pico  
Mike Moran  
Levi Britton  
Jeff Haas  
Glenn Wolff  
Joshua Davis  
Joan Gallagher Richmond  
Ken Scott Photography  
David Chown  
Doc Probes

Broom Closet Boys  
Don Julin  
Charles Murphy  
Billy Strings

#### Community Leader

Jim Carruthers  
John Roth  
Ryan Hannon  
Betsy Coffia  
Amy Shamroe  
Ed Ness  
Meredith Kennedy  
Warren Call  
Marc Schollett  
Judge Bob Cooney  
Penny Morris  
Nick Viox

#### Celebrity or Influential Figure

Carter Oosterhouse  
Michael Moore  
Joshua Davis  
Doug Stanton  
Casey Cowell

#### Other

## Kalkaska County

#### Social Service

##### Community Center

Kaliseum Recreation Complex  
Bear Lake Township Community Center  
Clearwater Township Community Center  
Kalkaska County Civic Center  
Kalkaska Senior Center

##### Housing Organizations

Northwest Michigan Community Action Agency  
Kalkaska Housing Commission

##### Food Pantry/Kitchens

Kalkaska Area Interfaith Resources (KAIR) Food Pantry  
Ladles of Love

Kalkaska Baby Pantry  
New Horizons Club House  
Rapid City Food Pantry & Community Meal

Emergency Housing Shelters  
Northwest Michigan Community Action Agency

Halfway Houses  
Domestic Violence Shelters  
Women's Resource Center

### Social/Grassroot Organizations

Seniors' Group  
Kalkaska Commission on Aging  
Kalkaska Senior Center

Special Interest Group  
The American Legion Post 480  
Kalkaska County 4-H  
Kalkaska Garden Club

Advocacy Groups/Coalitions  
Live Well Kalkaska Substance Free Coalition  
The Brook Trout Coalition

Cultural Organizations  
Hunting/Sportsman Leagues  
Chain O'Lakes Sportsman's Club  
Northwest Michigan Fishing Club  
Adams Chapter Trout Unlimited

Amateur Sports Leagues  
Kalkaska Area Youth Soccer Organization  
Kalkaska Area Youth Football  
Kalkaska Youth Baseball/Softball  
Kalkaska Area Hockey Association

### Education

Colleges or Universities  
Community College  
Kirtland Community College  
Northwestern Michigan College

Before-/After-School Program  
Wednesday After School Program (WASP)

Kalkaska Memorial Health Center Child Development Center and Preschool Kid's Club  
SEEDS  
Latchkey Program  
Communities In Schools of Northwest Michigan

#### Vocational/Technical Education Programs

NMC Apprentice Programs  
Northwest Education Services Career Tech

### Health Institutions

#### Hospital

Kalkaska Memorial Health Center

#### Healthcare Clinic

Kalkaska Memorial Health Walk-In Clinic  
Kalkaska Teen Health Center  
Kids Creek Children's Clinic  
Kalkaska Medical Associates

#### Health Department

District Health Department #10

#### Behavioral Health Services

Kalkaska Memorial Health Center Behavioral Health  
North Country Community Mental Health

### Public Service

#### Library

Kalkaska County Library

#### Police Department

Kalkaska County Sheriff's Department  
Kalkaska Village Department of Public Safety  
Michigan State Police

#### Fire Department

Kalkaska Fire Department  
Coldsprings Excelsior Fire and Rescue  
Blue Lake Township Fire Department  
Clearwater Township Fire Department  
Bear Lake Township Fire Department

#### Emergency Medical Services

Kalkaska EMS

## Community-Based Organizations

### Religious Organizations

- Kalkaska United Methodist Church
- Kalkaska Church of Christ
- Calvary Baptist Church
- Coldsprings Christian Fellowship
- St. Mary of the Woods Catholic Church
- Kalkaska Baptist Church
- Many Rivers Church

### United Way

- United Way of Northwest Michigan

### Community or Philanthropic Foundation

- Grand Traverse Regional Community Foundation

### Political Organizations

- Kalkaska County Democrats
- Kalkaska Republican Party

## Infrastructure

### Parks

- Log Lake Campground
- Rugg Pond Natural Area
- Chalker Park
- Springfield Township Park
- Railroad Square
- Mill Pond Park
- Seven Bridges Nature Area
- Heritage Park
- Veterans Memorial Park
- Kart Trail

### Public Pools

### Vacant Private Building or Lot

- Old Kimball's Building

### Public Lake or Coastline

- Manistee Lake
- Bear Lake
- Blue Lake
- East Lake
- Pickereel Lake
- Log Lake
- Gurnsey Lake



Manistee River  
Boardman River  
Perch Lake  
Torch Lake

#### Community Gardens

Kalkaska Community Garden  
Library Garden

#### Farmer's Markets

Cherry Street Market  
Kalkaska Farmers' Market

#### Noteworthy Person/Group

##### Local Artists/Musicians

Darrell Boger  
Damien Allen  
Randall Magley

##### Community Leader

Harley Wales  
Thomas Gonyer

##### Celebrity or Influential Figure

#### Other

## Lake County

#### Social Service

##### Community Center

Peacock Senior Center  
Hollister Senior Center  
St Ann's Lake County Senior Center  
Lake Fellowship Ministries Community Center  
Luther Senior Citizens Building

##### Housing Organizations

TrueNorth Community Services  
Baldwin Housing Commission

##### Food Pantry/Kitchens

St. Ann's Pantry  
Bread of Life Pantry  
Edgetts Wesleyan Church  
Feeding America Food Truck

Grace Mobile Food Pantry

Emergency Housing Shelters

Halfway Houses

Domestic Violence Shelters

**Social/Grassroot Organizations**

Seniors' Group

Peacock Senior Center

Hollister Senior Center

St. Ann's Senior Center

Luther Senior Citizens Center

Special Interest Group

Advocacy Groups/Coalitions

Lake County Community Food Council

Lake County Community Collaborative

Great Start Collaborative Mason, Lake, & Oceana

Lake County Communities That Care

Cultural Organizations

Idlewild Music Festival

Hunting/Sportsman Leagues

Lake County Sportsman's Club

Amateur Sports Leagues

**Education**

Colleges or Universities

Community College

Before-/After-School Program

Lake County 4-H

Vocational/Technical Education Programs

**Health Institutions**

Hospital

Healthcare Clinic

Baldwin Family Health Care

Health Department

District Health Department 10

Behavioral Health Services

West Michigan Community Mental Health

## Public Service

### Library

- Pathfinder Community Library
- Luther Area Public Library
- Chase Public Library

### Police Department

- Lake County Sheriff

### Fire Department

- Baldwin Fire Department
- Pleasant Plains Township Fire Department
- Webber Township Fire Department
- Lake Township Fire Department
- Luther Fire Department
- Yates Township Fire Department
- Sauble-Elk-Eden Township Fire Department

### Emergency Medical Services

- Life EMS

## Community-Based Organizations

### Religious Organizations

- St Ann Catholic Church
- St. Peter's Lutheran Church
- Chase Fellowship Church
- Grace Lutheran Church

### United Way

### Community or Philanthropic Foundation

- Lake County Community Foundation

### Political Organizations

- Lake County Democratic Party
- Lake County Michigan Republican Party

## Infrastructure

### Parks

- Pettibone Lake County Park
- Webber Township Community Park
- John Meeks Park
- Mill Pond Park
- Hollister Park
- Brown Trout Sculpture Park
- Bray Creek State Forest Campground

Public Pools

Vacant Private Building or Lot

Public Lake or Coastline

Wolf Lake

Big Bass

Idlewild Lake

Community Gardens

Farmer's Markets

### Noteworthy Person/Group

Local Artists/Musicians

Community Leader

Jane Allison

Celebrity or Influential Figure

### Other

## Leelanau County

### Social Service

Community Center

Suttons Bay Friendship Center

Empire Area Community Center

Leelanau Community Cultural Center

Housing Organizations

Housing North

Northwest Michigan Community Action Agency

Habitat for Humanity

Food Pantry/Kitchens

Empire Area Food Pantry

Leelanau Christian Neighbors Food Pantry

Emergency Housing Shelters

Women's Resource Center

Goodwill Industries

Safe Harbor of Grand Traverse

Halfway Houses

Domestic Violence Shelters

Women's Resource Center

## Social/Grassroot Organizations

### Seniors' Group

- Leelanau Senior Services
- ShareCare of Leelanau

### Special Interest Group

- Leelanau County 4-H
- League of Women Voters
- National Alliance of Mental Illness
- League of Women Voters
- The Friends of the Leelanau Township Library

### Advocacy Groups/Coalitions

- Leelanau Christian Neighbors
- Leelanau Conservation District
- Leelanau Early Childhood Development Commission
- Leelanau County Substance Abuse Prevention Coalition

### Cultural Organizations

- Parallel 45
- Glen Arbor Arts Center
- Northwest Michigan Arts & Culture Network
- Fishtown Preservation Society
- Glen Arbor Players
- Eyaawing Museum & Cultural Center

### Hunting/Sportsman Leagues

- Cedar Rod & Gun Club

### Amateur Sports Leagues

- Leelanau Curling Club
- Leelanau County Youth League
- Leelanau Soccer Club
- Run Leelanau
- Bike Leelanau

## Education

### Colleges or Universities

#### Community College

- Northwestern Michigan College

### Before-/After-School Program

- Leelanau Montessori After School Care
- Northport Public Schools
- Leelanau County 4-H After School Program
- SEEDS

Vocational/Technical Education Programs  
Northwest Education Services Career Tech

## Health Institutions

### Hospital

Munson Medical Center

### Healthcare Clinic

Empire Family Care

Leelanau Family Practice

Crystal Lake Health Center

Thirlby Clinic

Traverse Health Clinic

Grand Traverse Band Family Health

Grand Traverse Band Dental Clinic

West Front Primary Care

Grand Traverse Children's Clinic

### Health Department

Benzie-Leelanau District Health Department

### Behavioral Health Services

Munson Medical Center Behavioral Health

Pine Rest

Northern Lake Community Mental Health

## Public Service

### Library

Glen Lake Community Library

Suttons Bay Bingham District Library

Leeland Township Public Library

Leelanau Township Library

Traverse Area District Library

### Police Department

Leelanau County Sheriffs Department

### Fire Department

Glen Lake Fire Department

Cedar Area Fire and Rescue Department

Suttons Bay Bingham Fire and Rescue Authority

Leland Township Fire and Rescue

Elmwood Township Fire and Rescue Department

### Emergency Medical Services

Cedar Area Fire and Rescue Department

Suttons Bay Bingham Fire and Rescue Authority  
Leland Township Fire and Rescue  
Elmwood Township Fire and Rescue Department

## Community-Based Organizations

### Religious Organizations

Glen Lake Community Reformed Church  
Leland Community United Methodist Church  
St. Philip Neri Church  
Empire United Methodist Church  
Holy Rosary Catholic Church  
St Rita's & St Joseph's Catholic Church

### United Way

United Way of Northwest Michigan

### Community or Philanthropic Foundation

Leelanau Christian Neighbors  
Leelanau Township Community Foundation  
Grand Traverse Regional Community Foundation

### Political Organizations

League of Women Voters  
Leelanau County Democrats  
Republican Women of Leelanau County  
Leelanau County Republican Party

## Infrastructure

### Parks

Sleeping Bear Dunes National Lakeshore  
Leelanau State Park  
Myles Kimmerly Park  
Solon Township Park  
Leland Village Green  
Old Settlers' Park  
Veronica Valley Park  
Leelanau Trail  
Bougey Park  
Hendryx Park  
Bingham Township Park  
Groesser Park  
Mebert Creek Natural Area  
Lake Michigan Beach Park  
Glen Arbor Township Park  
Clay Cliffs Natural Area

Hancock Field  
Bartholomew Park and Nedow's Bay  
John G. Suelzer East Leland Memorial Park  
Schneider's Beach  
Grove Park  
Provement Pond Recreation Area  
Suttons Bay Marina Park

#### Public Pools

#### Vacant Private Building or Lot

Vacant building on the corner of Burdickville Rd & Tremaine Rd

#### Public Lake or Coastline

Empire Public Beach  
Good Harbor Bay  
Sleeping Bear Dunes National Lakeshore  
Lake Leelanau  
Little Traverse Lake  
Lime Lake  
Duck Lake  
Cedar Lake  
Grand Traverse Bay

#### Community Gardens

Leelanau Conservancy Wildflower Rescue Project  
Leelanau County Government Center: Native Plant Landscape & Rain Garden  
Leo Creek Preserve  
SEEDS Educational Garden  
Suttons Bay Rain Gardens  
Suttons Bay District Library Children's Garden

#### Farmer's Markets

Empire Farmers Market  
Suttons Bay Farmers Market  
Glen Arbor Farmers Market  
Leland Farmers Market  
Northport Farmers Market

#### Noteworthy Person/Group

#### Local Artists/Musicians

Leelanau Pottery Company  
Patrick Niemisto  
Song of the Lakes  
Jazz North



## Community Leader

Lisa Peacock  
Patricia Soutas-Little  
Michelle Klein  
Ty Wessell  
Lois Bahle  
Steve Lutke

## Celebrity or Influential Figure

Michael Moore  
Silvio Ciccone

## Other

# Manistee County

## Social Service

### Community Center

Farr Center  
Armory Youth Project  
Pleasant Valley Community Center  
Teen Center  
Manistee Friendship Society  
Kaleva VFW  
Manistee VFW  
Wagoner Center  
Norman Township Community Center

### Housing Organizations

Manistee Housing Commission  
Northwest Michigan Community Action Agency  
Housing North

### Food Pantry/Kitchens

Bear Lake United Methodist Church  
Bethany Lutheran Church  
Manistee Senior Center  
Marilla Food Pantry  
Matthew 25:35  
Lakeview Church of the Brethren  
St. Joseph Catholic Church Onkama  
FiveCap  
Manistee Friendship Society  
Benzie Area Christian Neighbors (serves northern Manistee communities)

## Emergency Housing Shelters

Safe Harbor

## Halfway Houses

## Domestic Violence Shelters

CHOICES of Manistee County

## Social/Grassroot Organizations

### Seniors' Group/Services

Manistee County Council on Aging

Wagoner Center

Area Agency on Aging of Northwest Michigan

### Special Interest Group

Near and Farr Friends

Portage Lake Garden Club

Arcadia Book Club

Lions Club

Manistee MOPS & MOMSnext

Excel Wellston

PFLAG Manistee

The ARC of Manistee County

Manistee Civic Players

Portage Lake Garden Club

Spirit of the Woods Conservation Club

Spirit of the Woods Garden Club

Arcadia Garden Club

### Advocacy Groups/Coalitions

Portage Lake Watershed Forever

Substance Education Awareness (SEA) Coalition

Manistee County Conservation District

Lakeshore Child Advocacy Center

Manistee County Human Services Collaborative Body

LiveWell Manistee

LAUNCH Network

Food Access Security Team

Manistee Suicide Prevention Coalition

Manistee Area Racial Justice & Diversity Initiative

Manistee Domestic Violence & Sexual Assault Response Team

### Cultural Organizations

Ramsdell Regional Center for the Arts

Manistee Art Institute

Brethren Heritage Association

Manistee County Historical Museum  
Kaleva Historical Society  
Kaleva Bottle House Museum

#### Hunting/Sportsman Leagues

Big Bear Sportsmans Club  
Manistee Muzzleloading Club  
The Fin and Feather Club  
Benzie Manistee Snowbirds

#### Amateur Sports Leagues

Striketown Manistee Bowling Leagues  
Manistee Recreation Association  
Manistee Pickleball Association  
Senior League Softball  
Manistee Saints Baseball  
Little League Softball  
Little League Baseball

### Education

#### Colleges or Universities

##### Community College

West Shore Community College

#### Before-/After-School Program

Armory Youth Project  
MAPS After School Care Program  
SEEDS  
Great Beginnings Child Development Center  
Betsie Valley School  
Onkama Consolidated School

#### Vocational/Technical Education Programs

Career Tech Center – West Shore Community College

### Health Institutions

#### Hospital

Munson Healthcare Manistee Hospital

#### Healthcare Clinic

Northwest Michigan Health Services  
Crystal Lake Clinic  
Munson Healthcare Manistee Walk-In Clinic  
Manistee Family Care  
Wellston Clinic  
Arcadia Medical

## Health Department

District Health Department #10

## Behavioral Health Services

Centra Wellness

Northwest Michigan Health Services

Catholic Human Services

## Public Service

### Library

Manistee County Library

Arcadia Branch Library

Keddie Norconk Memorial Library

Kaleva Branch Library

Onekama Branch Library

Wellston Branch Library

### Police Department

Manistee City Police Department

Manistee County Sheriff's Department

Tribal Public Safety

### Fire Department

Onekama Township Fire Department

Manistee Fire Department

Manistee Township Fire Department

Arcadia Township Fire Department

Bear Lake Township Fire Department

Cleon Township Fire Department

Dickson Township Fire Department

East Lake Township Fire Department

Filer Township Fire Department

Maple Grove Township Fire Department

Norman Township Fire Department

Stronach Township Fire Department

### Emergency Medical Services

Mobile Medical Response

Manistee City EMS

## Community-Based Organizations

### Religious Organizations

St. Joseph Catholic Church

Bear Lake United Methodist Church

Bethany Lutheran Church

Lakeview Church of the Brethren

Trinity Lutheran Church  
First Congregational Church  
First Baptist Church  
Church of the Holy Trinity  
Portage Lake Bible Camp  
Little Eden Camp  
Good Shepard Lutheran Church  
Manistee United Methodist Church  
Faith Covenant Church  
Divine Mercy Parish  
The First Church of Wellston  
Lampstand Church  
Camp Arcadia  
Christian Faith Church International  
Heritage Baptist Church  
Calvary Baptist Church

#### United Way

United Way of Manistee County

#### Community or Philanthropic Foundation

Manistee County Community Foundation

#### Political Organizations

Manistee County Democrats  
League of Women Voters  
Manistee County Republicans  
Manistee Area Tea Party Organization

### Infrastructure

#### Parks

Orchard Beach State Park  
North Point Park  
Langland Park  
Sands Park  
Duffy Park  
Lighthouse Park  
Stronach Park  
Rocket Park  
Magoon Creek Park  
Sundling Park  
Morton Park  
East Lake Park  
Dickson Township Park  
Rotary Park

Douglas Park  
Hamlin Field  
Red Szymarek Park  
Hopkins Park  
Kaleva Park  
Reitz Park  
Grebe Park  
Arcadia Marsh Nature Preserve  
Childhood Park  
Onekama Village Park  
Feldhak Park  
Glen Park  
Dorner Lake Recreation Site  
Tippy Dam Recreation Area  
Low Bridge Park and River Access  
Crystal Lake  
Brethren Park and Baseball Field  
Udell Rollways Disc Golf

#### Public Pools

Paine Aquatic Center

#### Vacant Private Building or Lot

Several vacant buildings in Downtown Manistee  
Old Kmart Building  
Several vacant buildings in Onekama  
Several vacant buildings in Arcadia  
Old restaurant on corner of Nine Mile and High Bridge Roads

#### Public Lake or Coastline

Lake Michigan  
Portage Lake  
Lake Eleanor  
Arcadia Lake  
Bear Lake  
Crystal Lake  
Dorner Lake  
Chief Lake  
Manistee Lake  
Man Made Lake  
Canfield Lake  
Bar Lake  
Glovers Lake  
Healy Lake

## Community Gardens

Manistee County Community Gardens

## Farmer's Markets

Onekama Farmers Market

Manistee Farmers Market

## Noteworthy Person/Group

### Local Artists/Musicians

Awesome Distraction

Carrie Selbee

Cousin Curtis

Mary Wahr

Carol Marshall

The Feral Cats

Sufferin Succotash

### Community Leader

Al Taylor

Mark Miller

Greg Wisner

Cassandra Kamaloski

Lynda Beaton

Cynthia Asiala

Sharon Buning

### Celebrity or Influential Figure

Toni Trucks

James Earl Jones

## Other

## Missaukee County

### Social Service

#### Community Center

Falmouth Community Center

#### Housing Organizations

#### Food Pantry/Kitchens

Cooperative Ministries

Friends Ministry: Gleaners Food Pantry

Jennings Community Church

Lake City Good Neighbor Food Pantry

Living Life Church

## Norwich Township Hall

Emergency Housing Shelters

Halfway Houses

Domestic Violence Shelters

## Social/Grassroot Organizations

### Seniors' Group

Missaukee County Commission on Aging

Lake City Area Senior Citizens

Lake City Area Senior Center

Merritt Golden Agers

### Special Interest Group

Missaukee Conservation Club

Friends for Students of LC Schools

Wexford Missaukee Community Collaborative

### Advocacy Groups/Coalitions

Wexford-Missaukee-Manistee Great Start Collaborative

T.R.U.S.T of Wexford and Missaukee Counties

The Cadillac Community Health Coalition

Lake City Community MOPS

Wexford/Missaukee Right to Life

### Cultural Organizations

#### Hunting/Sportsman Leagues

Missaukee Conservation Club

#### Amateur Sports Leagues

Clay shooting leagues

Women's Hockey League

## Education

### Colleges or Universities

Community College

Before-/After-School Program

### Vocational/Technical Education Programs

Wexford-Missaukee ISD Career Technical Center

## Health Institutions

Hospital

Healthcare Clinic

McBain Family Health Care

Lake City Primary Care



McBain Primary Care

Health Department

District Health Department #10

Behavioral Health Services

Northern Lakes Community Mental Health

## Public Service

Library

Ardis Missaukee District Library

McBain Community Library

Police Department

Missaukee County Sheriff's Office

Fire Department

McBain Community Fire Department

Lake City Area Fire Department

Lake Missaukee Area Fire Department

Clam Union Township Fire Department

Merritt Area Fire Department

Norwich Township Fire Department

Emergency Medical Services

Missaukee County EMS

## Community-Based Organizations

Religious Organizations

St Stephen Catholic Church

Lake City Christian Reformed

Living Light Christian Church

Friends Ministry

Lake City United Methodist Church

Evangelical Presbyterian Church

First Presbyterian Church

Lake City Seventh-Day Adventist Church

United Way

United Way of Wexford-Missaukee Counties

Community or Philanthropic Foundation

Missaukee Area Community Foundation

Friends for Students of LC Schools

Political Organizations

Missaukee County Republicans

Missaukee County Democratic Party

## Infrastructure

### Parks

Crooked Lake Park  
Lake Missaukee County Park  
Miltner City Park  
Maple Grove Park

### Public Pools

### Vacant Private Building or Lot

### Public Lake or Coastline

Lake Missaukee  
Goose Lake  
Crooked Lake  
Long Lake  
Sapphire Lake  
Loon Lake

### Community Gardens

Friends Farm  
Gardens for Wings Community Pollinator Garden

### Farmer's Markets

Missaukee Farmers Market  
Lake City Farmers Market

## Noteworthy Person/Group

### Local Artists/Musicians

### Community Leader

### Celebrity or Influential Figure

## Other

## Montmorency County

## Social Service

### Community Center

Hillman Community Center

### Housing Organizations

### Food Pantry/Kitchens

New Beginnings Church

Emergency Housing Shelters

Halfway Houses

Domestic Violence Shelters

### Social/Grassroot Organizations

Seniors' Group/Services

Atlanta Senior Center

Hillman Senior Center

Montmorency County Commission on Aging

Special Interest Group

Advocacy Groups/Coalitions

Cultural Organizations

Hunting/Sportsman Leagues

Hillman Sportsman Club

Canada Creek Ranch

Montmorency County Conservation Club

Amateur Sports Leagues

### Education

Colleges or Universities

Community College

Before-/After-School Program

Vocational/Technical Education Programs

### Health Institutions

Hospital

Healthcare Clinic

OMH Montmorency Medical Center

Thunder bay Community Health Services

Health Department

District Health Department No. 4

Behavioral Health Services

Northeast Michigan Mental Health Center

Thunder Bay Community Health Services

### Public Service

Library

Atlanta Public Library

Hillman Wright Library

Lewiston Public Library

Montmorency County Public Libraries

Police Department  
Montmorency County Sheriff's Office

Fire Department  
Hillman Fire Department  
Lewiston Fire Department  
Tri-Township Fire Department

Emergency Medical Services  
Tri-Township Ambulance Services

### Community-Based Organizations

Religious Organizations  
New Beginnings Ministry  
St. John's Lutheran Church  
St. Augustine Catholic Church

United Way  
Community or Philanthropic Foundation

Political Organizations  
Democratic Party  
Republican Party

### Infrastructure

Parks  
Briley Township Park  
Emerick Park  
Tiger Paw Park  
Avery Township Park

Public Pools

Vacant Private Building or Lot

Public Lake or Coastline  
Clear Lake State Park  
Avalon Lake

Community Gardens

Farmer's Markets  
Atlanta Farmers Market

### Noteworthy Person/Group

Local Artists/Musicians

Community Leader  
Ken Werner

Celebrity or Influential Figure

Other

## Osceola County

### Social Service

Community Center

Housing Organizations

- Evert Housing Commission
- Mid Michigan Community Action
- Reed City Housing Commission

Food Pantry/Kitchens

- The Reed City Area Ministerial Association Food Pantry
- St. Philip Neri Catholic Church – Food Pantry
- The Church of the First Born and Revival Center – Food Pantry
- Sears Food Pantry
- Project Starburst – serves Mecosta & Osceola counties
- Manna Pantry of Big Rapids – serves Mecosta & Osceola counties
- Reed City United Methodist Church – Food Pantry
- Feeding American West Michigan – Mobile Food Pantry

Emergency Housing Shelters

Our Brothers Keeper Shelter

Halfway Houses

Domestic Violence Shelters

### Social/Grassroot Organizations

Seniors' Group/Services

- Osceola County Commission on Aging
- Reed City Fields Assisted Living & Memory Care
- Papas Place Adult Day Center

Special Interest Group

- Michigan Automobile Dealers Association
- Business and Professional Women – BPW/Michigan
- Reed City Rotary Club
- Loyal Order of Moose

Advocacy Groups/Coalitions

- Women's Information Service, Inc. (WISE)
- Youth Attention Center (YAC)
- Mecosta Osceola Substance Awareness Coalition
- Meceola Children's Council

## Cultural Organizations

- CrossRoads Theatre Guild
- Old Rugged Cross Historical Museum
- Osceola League for Arts and Humanities

## Hunting/Sportsman Leagues

- Shooting the Breeze Hunt Club LLC
- Reed City Sportsmans Club
- Marion Rod & Gun Club
- Tustin Sportsman Club
- Osceola County Ducks Unlimited

## Amateur Sports Leagues

Reed City Little League

## Education

### Colleges or Universities

### Community College

### Before-/After-School Program

- Kiddies Klubhouse

### Vocational/Technical Education Programs

- Mecosta-Osceola Career Center (MOCC)

## Health Institutions

### Hospital

- Spectrum Health Reed City Hospital

### Healthcare Clinic

- Spectrum Health Medical Group Cardiovascular Medicine
- Spectrum Health Reed City Hospital Walk-in Clinic
- Spectrum Health Reed City Hospital Family Medicine
- Spectrum Health Reed City Hospital Multispecialty Clinic
- Spectrum Health Hospitals Outpatient Rehabilitation
- Spectrum Health Medical Group: Physical Therapy
- Spectrum Health Evert Family Practice

### Health Department

- Central Michigan District Health Department (CMDHD)

### Behavioral Health Services

- Community Mental Health for Central Michigan

## Public Service

### Library

- Reed City Area District Library
- Evert Public Library
- Le Roy Community Library
- Tustin Library

### Police Department

- Reed City Police Department
- Osceola County Sheriff's Department
- Michigan State Police
- Evert Police Department

### Fire Department

- Reed City Fire Department
- Evert Fire Department
- LeRoy Roselake Fire Department
- Hersey Township Fire Department
- Lincoln Township Fire Department

### Emergency Medical Services

- Osceola County Emergency Medical Services

## Community-Based Organizations

### Religious Organizations

- Trinity Lutheran Church
- United Methodist Church Reed
- St. Paul Lutheran Church
- Liberty Baptist Church
- Reed City Seventh-Day Adventist Church
- Marion Seventh-Day Adventist Church
- Hersey United Methodist Church
- Church of the Nazarene
- New Beginnings Fellowship Church
- Church of the First Born and Revival Center
- First Baptist Church of Evert
- Evangel Assembly of God
- St. Philip Neri Catholic Church
- Free Methodist Church
- Crossroads Community Church
- Calvary Baptist Church

### United Way

- Mecosta-Osceola United Way

#### Community or Philanthropic Foundation

- Osceola County Community Foundation

#### Political Organizations

- Osceola County Republican Party
- Osceola County Democrats

### Infrastructure

#### Parks

- Rambadt Park
- Westerburg Memorial Park
- Riverside Park East
- Riverside Park West
- Osceola County Park
- Crittenden Park

#### Public Pools

#### Vacant Private Building or Lot

#### Public Lake or Coastline

- Big Lake
- Sunrise Lake

#### Community Gardens

#### Farmer's Markets

- Evert Farmers Market
- Reed City Farmers Market
- Hersey Farmers Market
- LeRoy Farmers Market

### Noteworthy Person/Group

#### Local Artists/Musicians

- Ann & Eldon Whitford
- Roosevelt Digs
- Damned by Dawn

#### Community Leader

- Richard Saladin – City Manager of Reed City



Celebrity or Influential Figure

Other

Oscoda County

Social Service

Community Center

Mio Community Center

Housing Organizations

Lydia's Gate

Food Pantry/Kitchens

St. Bartholomew Episcopal Church

Emergency Housing Shelters

Lydia's Gate

Halfway Houses

Domestic Violence Shelters

Lydia's Gate

Social/Grassroot Organizations

Seniors' Group

Oscoda County Council on Aging

Oscoda/AuSable Senior Center

Special Interest Group

Moose Club

American Legion

Advocacy Groups/Coalitions

Oscoda County TRUST

Cultural Organizations  
Hunting/Sportsman Leagues  
Amateur Sports Leagues

### Education

Colleges or Universities  
Community College  
Before-/After-School Program  
Vocational/Technical Education Programs

### Health Institutions

Hospital  
Healthcare Clinic  
    **McLaren Primary Care**  
    **Mio Primary Care**  
  
Health Department  
    District Health Department No. 2  
  
Behavioral Health Services  
    **AuSable Valley Community Mental Health**

### Public Service

Library  
    Oscoda County Library  
    Fairview Branch Oscoda County Library  
  
Police Department  
    Oscoda County Sheriff  
  
Fire Department  
    Tri-Township Fire Department  
    Luzerne Fire Department  
    Greenwood township Fire Hall  
  
Emergency Medical Services  
    Oscoda County Ambulance Services

### Community-Based Organizations

Religious Organizations  
    St. Bartholomew Episcopal Church  
    Comin's Community Church  
    Fairview Mennonite Church  
    Mio Baptist Church

United Way  
Community or Philanthropic Foundation  
Love INC

Political Organizations

### Infrastructure

Parks

Comstock Nelson Community Park  
Oscoda County Park  
Boney Park  
Huron National Forest

Public Pools

Vacant Private Building or Lot

Public Lake or Coastline

Perry Lake  
AuSable River

Community Gardens

Oscoda Garden Club

Farmer's Markets

Oscoda-AuSable Farm Market

### Noteworthy Person/Group

Local Artists/Musicians

Community Leader

Celebrity or Influential Figure

### Other

## Otsego County

### Social Service

Community Center

Otsego County Community Center  
Otsego County Sportsplex

Housing Organizations

Patriot Place  
Otsego County Housing  
Northeast Michigan Community Service Agency  
Habitat for Humanity

Food Pantry/Kitchens

Otsego County Food Pantry

Vanderbilt Community Church  
Johannesburg Christian Church

#### Emergency Housing Shelters

Patriot Place  
The Refuge in Otsego County

#### Halfway Houses

#### Domestic Violence Shelters

Women's Resource Center of Northern Michigan

### Social/Grassroot Organizations

#### Seniors' Group/Services

Otsego County Commission on Aging  
Retired Senior Volunteer Program

#### Special Interest Group

Rotary Club of Gaylord  
Otsego Lions Club  
Fraternal Order of Eagles  
American Association of University Women  
Pigeon River Discovery Center  
Kiwanis Club of Gaylord  
Otsego County Veterans Affairs  
Veterans of Foreign Wars

#### Advocacy Groups/Coalitions

Northern Michigan Opioid Response Consortium  
Otsego County Child Welfare Alliance  
Otsego Lake Association  
RISE Otsego Substance Free Coalition  
Otsego Wildlife Legacy Society

#### Cultural Organizations

Gaylord Area Council for the Arts

#### Hunting/Sportsman Leagues

Northland Sportsmen's Club

#### Amateur Sports Leagues

Otsego County Parks & Recreation  
Gaylor Soccer League  
Otsego County Hockey Association  
Otsego County Sportsplex

## Education

### Colleges or Universities

North Central Michigan College Gaylord Center  
University Center Gaylord

### Community College

Kirtland Community College Gaylord

### Before-/After-School Program

Gaylord Community Schools Latchkey  
Johannesburg Cardinal Club

### Vocational/Technical Education Programs

University Center Gaylord

## Health Institutions

### Hospital

Otsego Memorial Hospital

### Healthcare Clinic

Otsego Memorial Hospital Walk-In Clinic  
Gaylord Blue Devil Wellness Center  
McLaren Northern Michigan Gaylord Family Medicine  
New Life Ultrasound Clinic  
Thunder Bay Community Health Services  
Gaylord VA Clinic

### Health Department

Health Department of Northwest Michigan  
Otsego County Health Department

### Behavioral Health Services

North Country Community Mental Health  
Northern Michigan Regional Entity  
Healing Minds Behavioral Services

## Public Service

### Library

Otsego County Library

### Police Department

Gaylord Police Department  
Otsego County Sheriff  
Michigan State Police

### Fire Department

Otsego Lake Township Fire Department

Gaylord Fire Hall  
Vanderbilt-Corwith Fire Department  
Elmira Fire Department  
Charlton Township Fire Department

Emergency Medical Services  
Otsego County EMS Rescue

## Community-Based Organizations

### Religious Organizations

E-Free Church  
St. Mary Catholic Church  
Life Church of Gaylord  
Trinity Lutheran Church  
Gaylord Family Fellowship Church  
Johannesburg Christian Church  
Otsego United Methodist Church

### United Way

Otsego County United Way

### Community or Philanthropic Foundation

Otsego Community Foundation  
Guardian Gals Inc  
Rotary Club of Gaylord  
Kiwanis Club of Gaylord

### Political Organizations

Republican Party  
Democratic Party  
Right to Life

## Infrastructure

### Parks

Doumas Park  
Louis M. Groen Nature Preserve  
Irontone Springs  
Vanderbilt Trailhead Park  
Big Bear Lake State Forest  
Energy Outlet  
Claude Shannon Park  
Gaylord City Elk Park

### Public Pools

Otsego County Sportsplex

Vacant Private Building or Lot

Public Lake or Coastline

Otsego Lake

Big Lake

5 Lakes

Bear Lake

Thumb Lake

Dixon Lake

Porcupine Lake

Big Chub Lake

Community Gardens

Otsego County Community Gardens

Otsego Conservation District

Otsego County Demonstration Garden

Farmer's Markets

Gaylord Farmer's Market – Winter

Downtown Gaylord Farmer's Market

Otsego Farmer's Market

### Noteworthy Person/Group

Local Artists/Musicians

Gaylord Community Orchestra

Community Leader

Scott Distler

Ken Borton

Julie Powers

Rachel Frisch

Paul Gunderson

Dana Bensinger

Celebrity or Influential Figure

Lauren Duski

### Other

## Roscommon County

### Social Service

Community Center

- Houghton Lake Senior Community Center
- Roscommon County Commission on Aging
- CRAF Center - Community Recreation Activities & Fitness Center
- Artesia Youth Park and Community Center

- Richfield Township Community Center

#### Housing Organizations

- Northeast Michigan Community Service Agency (NEMSCA)

#### Food Pantry/Kitchens

- Roscommon County Food Pantry
- St. Vincent DePaul Food Pantry
- St. Helen We Care We Feed Food Pantry
- Good Shepherd Methodist Church Food Pantry

#### Emergency Housing Shelters

- River House Inc.

#### Halfway Houses

#### Domestic Violence Shelters

- River House Inc.

### Social/Grassroot Organizations

#### Seniors' Group/Services

- Houghton Lake Senior Community Center
- Roscommon County Commission on Aging

#### Special Interest Group

- Fraternal Order of Eagles
- Roscommon Area Historical Society
- Alcoholics Anonymous
- Roscommon County Genealogical Society

#### Advocacy Groups/Coalitions

- Northern Michigan Children's Assessment Center

#### Cultural Organizations

#### Hunting/Sportsman Leagues

- Houghton Lake Sportsmen's Club

#### Amateur Sports Leagues

- Little League Baseball
- Houghton Lake Soccer Association
- Roscommon County 4-H



## Education

Colleges or Universities

Community College

Before-/After-School Program

- Charlton Heston Academy

Vocational/Technical Education Programs

## Health Institutions

Hospital

Healthcare Clinic

- Prudenville Community Health Center
- McLaren Primary Care - St. Helen
- Roscommon Community Health Center
- MidMichigan Medical Offices

Health Department

- Central Michigan District Health Department

Behavioral Health Services

- Northern Lakes Community Mental Health

## Public Service

Library

- Houghton Lake Public Library
- Richfield Township Public Library
- Roscommon Area Public Library

Police Department

- Gerrish Township Police Department
- Denton Township Police Department
- Richfield Township Police Department
- Roscommon County Sheriff Department

Fire Department

- Denton Township Fire Department
- Higgins Township Fire Department
- Gerrish Township Fire/Ambulance
- Lake Township Fire Department
- Richfield Township Public Safety - Fire Division
- Houghton Fire Department
- Roscommon Township Fire Hall
- Markey Township Fire Department

## Emergency Medical Services

- Denton Township EMS
- Gerrish Township EMS
- Higgins Township EMS
- Roscommon County EMS
- Richfield Township EMS Division

## Community-Based Organizations

### Religious Organizations

- Markey Church
- Houghton Lake United Methodist Church
- Houghton Lake Wesleyan Church
- Good Shepherd United Methodist Church of the North
- St. Martin Lutheran Church
- Immanuel Baptist Church
- St Johns Lutheran Church
- Kingdom Hall of Jehovah's Witnesses
- St Michael Catholic Church
- St Helen Catholic Church

### United Way

- Roscommon County United Way

### Community or Philanthropic Foundation

- Roscommon Community Foundation

### Political Organizations

- Roscommon County Democrats
- Roscommon County Republicans

## Infrastructure

### Parks

- North Higgins Lake State Park
- South Higgins Lake State Park
- Markey Township Memorial Park
- Trestle Park
- Saint Helen Cove Township Park
- Wallace Park
- Sullivan's Beach Park
- Richfield Township Park
- Denton Township Park
- Gerrish Township Lakefront Park

Public Pools

Vacant Private Building or Lot

Public Lake or Coastline

- Lake Saint Helen
- Higgins Lake
- Houghton Lake
- Marl Lake

Community Gardens

- St. Helen Community Garden Park

Farmer's Markets

- Roscommon Village Market

### Noteworthy Person/Group

Local Artists/Musicians

- Sierra Vass
- M55 Music Shop

Community Leader

- Jay Jacobs

Celebrity or Influential Figure

- Charlton Heston

### Other

## Wexford County

### Social Service

Community Center

- Cadillac Area YMCA
- The Wexford Civic Center
- Cadillac Senior Center
- Manton Senior Center

Housing Organizations

- Northwest Michigan Community Action Agency
- Wexford-Osceola Habitat for Humanity
- Housing North
- Cadillac Housing Commission
- Kirtland Terrace Suites

Food Pantry/Kitchens

- Revival Center Cadillac Community Food Pantry
- Shepherd's Table & Food Pantry

- Feeding America West Michigan: Cadillac
- Cadillac Salvation Army
- Trinity Lutheran Community Kitchen
- Vets Serving Vets
- King's Storehouse Food Pantry
- Living Word Ministry Family Care Network
- Blessings in a Backpack
- St. Ann Catholic Church Food Pantry
- Assembly of God Church
- Life Resources of Northern Michigan
- Manton Free Methodist Church
- Mesick Community Food Pantry
- Seventh Day Adventist County Service Center

#### Emergency Housing Shelters

- New Hope Center
- Oasis Family Resource Center

#### Halfway Houses

#### Domestic Violence Shelters

- Oasis Family Resource Center

### Social/Grassroot Organizations

#### Seniors' Group

- Cadillac Senior Center
- Manton Senior Center
- Wexford Council on Aging
- Area Agency on Aging of Northwest Michigan
- Senior Networking Advocacy Group

#### Special Interest Group

- Cadillac Garden Club
- Wexford County 4-H
- Wexford County Historical Society
- Wexford Missaukee Community Collaborative

#### Advocacy Groups/Coalitions

- Senior Networking Advocacy Group
- Wexford/Missaukee Right to Life
- Cadillac Community Health Coalition
- Safe & Healthy Communities Coalition
- Wexford Missaukee Child Protection Council
- Cadillac Area Land Conservancy
- Great Start Parent Coalition

- Moms of Preschoolers (MOPS)
- Wexford-Missaukee-Manistee Great Start Collaborative

#### Cultural Organizations

- Up North Arts, Inc.
- Cadillac Footliters
- Cadillac Arts Council
- Cadillac Symphony Orchestra
- Wexford County Historical Society
- Wexford Genealogy Organization
- Gopherwood Concerts

#### Hunting/Sportsman Leagues

- Carl T. Johnson Hunting and Fishing Center
- FPS Archery
- Cadillac Sportsman's Club

#### Amateur Sports Leagues

- Cadillac All Sports Association
- Latitude 44 Lakers Baseball
- The Wex Hockey Leagues
- Cadillac Area YMCA Flag Football
- Cadillac Area YMCA Gymnastics
- Cadillac Area YMCA Lacrosse
- Y Rookies Basketball
- Cadillac Area YMCA Drop-In Basketball
- The Y Pickleball
- Cadillac Area YMCA Drop-In Volleyball

### Education

#### Colleges or Universities

- Baker College

#### Community College

#### Before-/After-School Program

- The Y Teen Center
- Cadillac Area YMCA
- Manton Latchkey
- Joyful Hearts Early Learning
- McAuley Children's Center and Preschool

#### Vocational/Technical Education Programs

- Wexford-Missaukee ISD Career Technical Center

## Health Institutions

### Hospital

- Munson Healthcare Cadillac Hospital

### Healthcare Clinic

- Stehouwer Free Clinic
- Cadillac Family Physicians
- Munson Healthcare Urgent Care – Cadillac
- Crystal Lake Health Center – Manton
- Cadillac Primary Care
- Family Practice of Cadillac
- Family Health Care
- Mackinaw Trail Pediatrics

### Health Department

- District Health Department #10

### Behavioral Health Services

- Catholic Human Services
- Northern Lakes Community Mental Health
- Life Skills
- Healing Private Wounds
- School-Based Wellness Centers

## Public Service

### Library

- Cadillac Wexford Public Library
- Manton Public Library
- Mesick Public Library

### Police Department

- Wexford County Sheriff's Office
- Cadillac Police Department
- Manton Police Department
- Michigan State Police

### Fire Department

- Cherry Grove Fire Rescue
- Cadillac Fire Department
- Haring Fire Department
- City of Manton Fire Department
- Colfax-Greenwood Fire Department
- Selma Township Fire and Rescue

## Emergency Medical Services

- Cherry Grove Fire Rescue
- Selma Township Fire and Rescue
- Mobile Medical Response (MMR)
- Cadillac Fire Department

## Community-Based Organizations

### Religious Organizations

- St. Ann's Catholic Church
- St. Mary's Episcopal Church
- Cadillac First Presbyterian Church
- Emmanuel Lutheran Church
- Cadillac Missionary Baptist Church
- Revival Center Church
- First Christian Church
- Community of Christ
- Cornerstone Tabernacle
- Cadillac Area Ministerial Association
- Living Word Ministries
- First Congregational Church UCC
- First Baptist Church of Cadillac
- Resurrection Life Church
- LifeHouse Assembly of God

### United Way

- United Way of Wexford-Missaukee Counties

### Community or Philanthropic Foundation

- Cadillac Area Community Foundation
- Rotary Club of Cadillac
- Kiwanis Club of Cadillac
- 100 Women Who Care
- The Cadillac Area Women's Giving Circle

### Political Organizations

- Wexford County Progressives
- Wexford County Republican Party
- Wexford County Democratic Party

## Infrastructure

### Parks

- Kenwood Heritage Park
- William Mitchell State Park
- Cadillac Lakefront Park

- Diggins Hill Park
- Cadillac Sound Garden
- Cadillac Area Dog Park
- Cadillac Tree Zoo
- Keith McKellop Walkway
- Splash Pad
- Kiwanis Community Park
- Clam River Greenway
- Manton Railroad Park
- Heritage Nature Trail
- White Pine Trail
- Blue Park

#### Public Pools

- Cadillac Area YMCA

#### Vacant Private Building or Lot

- Big Lots Building
- JCPenney Building
- Mckinley Elementary School

#### Public Lake or Coastline

- Lake Mitchell
- Lake Cadillac
- Clam River
- Berry Lake
- Pleasant Lake
- Woodward Lake
- Lake Dayhuff
- Meauwataka Lake
- Long Lake
- Lake Billings
- Stone Ledge Lake

#### Community Gardens

- Sound Garden
- The Y Community Garden
- Cadillac Christian Reformed Church Community Garden
- Cornerstone Community Garden

#### Farmer's Markets

- Cadillac Farmers Market



## Noteworthy Person/Group

### Local Artists/Musicians

- Cadillac Area Symphony Orchestra
- The Ancient & Honorable Clam Lake Dock & Dredge Marching & Chowder Society Silver Cornet Band
- Clam Lake Band
- Luke Winslow-King
- Up North Arts, Inc.
- Zak Bunce
- Freshwater Roots
- Adam Joynt

### Community Leader

- Carla Filkins
- Judy Coffey
- Tiyi Schippers
- Shari Spoelman
- Marcus Peccia
- Dr. Jim Whelan
- Doreen Lanc
- Karen Staub
- Angie Gullekson
- Nikki Schultz

### Celebrity or Influential Figure

- George A. Mitchell

## Other

# MiThrive Community Survey

## Informed Consent

---

 2

What is important to the community? What resources and strengths does the community have that can be used to improve community health?

This survey is a chance for you to tell us what is most important to you. MiThrive is working to improve the health of communities in Northern Michigan by collecting data, identifying key issues, and bringing people together for change.

This survey will take about 10 minutes to complete. Your participation in this survey is completely voluntary. Your answers are confidential. The survey data will be managed by MiThrive staff. Your answers will not be used to identify who you are. You are free to skip any question and stop taking the survey at any time. The information you provide will not be used for a discriminatory purpose and there is minimal risk to you for taking the survey.

At the end of the survey, you can choose to be entered into a drawing for a chance to win a \$50 gift card. Five (5) winners will be chosen - must be 18 or older.

If you have any questions about this survey, please email [mithrive@northernmichiganchir.org](mailto:mithrive@northernmichiganchir.org).

---

VALIDATION Max. answers = 3 (if answered)

ID 13

1. In the following list, what do you think are the **three most important factors for a thriving community?**

**Check only three:**

- |   |  |
|---|--|
| <input type="checkbox"/> Reliable transportation                      | <input type="checkbox"/> Safe and affordable housing         |
| <input type="checkbox"/> Parks and green spaces                       | <input type="checkbox"/> Belonging & inclusion               |
| <input type="checkbox"/> Meaningful and rewarding work                | <input type="checkbox"/> Lifelong learning: cradle to career |
| <input type="checkbox"/> Civic engagement                             | <input type="checkbox"/> Disability Accessibility            |
| <input type="checkbox"/> Access to quality behavioral health services | <input type="checkbox"/> Clean environment                   |
| <input type="checkbox"/> Freedom from trauma, violence, and addiction | <input type="checkbox"/> Access to nutritious food           |
| <input type="checkbox"/> Access to quality healthcare services        | <input type="checkbox"/> Arts and cultural events            |
| <input type="checkbox"/> Disease and illness prevention               | <input type="checkbox"/> Other - Write In                    |
-

VALIDATION Max. answers = 3 (if answered)

ID 16

2. In the following list, what do you think are the **three most important issues impacting your community?**

**Check only three:**

- |  |   |  |
|--|---|--|
| <input type="checkbox"/> Racism and discrimination                                 | <input type="checkbox"/> Suicide                                      | <input type="checkbox"/> Lack of access to healthcare services                       |
| <input type="checkbox"/> Infectious diseases (e.g., hepatitis, tuberculosis, etc.) | <input type="checkbox"/> Infant death                                 | <input type="checkbox"/> Unreliable transportation                                   |
| <input type="checkbox"/> Child abuse/neglect                                       | <input type="checkbox"/> Substance use                                | <input type="checkbox"/> Obesity   |
| <input type="checkbox"/> Rape/sexual assault                                       | <input type="checkbox"/> HIV/AIDS                                     | <input type="checkbox"/> Lack of quality behavioral health services                  |
| <input type="checkbox"/> Diabetes  | <input type="checkbox"/> Lack of access to nutritious foods           | <input type="checkbox"/> Heart disease and stroke                                    |
| <input type="checkbox"/> Sexually transmitted infections (STIs)                    | <input type="checkbox"/> Lack of access to behavioral health services | <input type="checkbox"/> High blood pressure   |
| <input type="checkbox"/> COVID-19  | <input type="checkbox"/> Teenage pregnancy                            | <input type="checkbox"/> Aging problems (e.g., arthritis, hearing/vision loss, etc.) |
| <input type="checkbox"/> Dental problems   | <input type="checkbox"/> Neighborhood and built environment           | <input type="checkbox"/> Respiratory/lung disease                                    |
| <input type="checkbox"/> Domestic violence   | <input type="checkbox"/> Lack of quality education                    | <input type="checkbox"/> Lack of safe and affordable housing                         |
| <input type="checkbox"/> Poor environmental health                                 | <input type="checkbox"/> Cancer                                       | <input type="checkbox"/> Lack of quality healthcare services                         |
| <input type="checkbox"/> Homicide  | <input type="checkbox"/> Lack of access to education                  | <input type="checkbox"/> Firearm-related injuries                                    |
| <input type="checkbox"/> Economic instability                                      | <input type="checkbox"/> Motor vehicle crash injuries                 | <input type="checkbox"/> Other - Write In  |

 18

Imagine a ladder with steps numbered from zero at the bottom to 10 at the top. The top of the ladder represents the best possible life for you and the bottom of the ladder represents the worst possible life for you.

 19

3. On which step of the ladder would you say you personally feel you stand at this time?

- 10
- 9
- 8
- 7
- 6
- 5
- 4
- 3
- 2
- 1
- 0

20

4. On which step of the ladder do you think you will stand about three years from now?

- 10
- 9
- 8
- 7
- 6
- 5
- 4
- 3
- 2
- 1
- 0

21

5. Think about your level of physical activity and ability to bike, walk, or roll from one place to another. Do any of the following issues prevent you from being more active in your community? (select all that apply)

- Not enough bike lanes
- Not enough affordable recreation facilities
- I live a great distance from places in my community
- Not enough street lights
- Not enough sidewalks
- Low accessibility
- Not enough pedestrian paths, trails, or walkways
- Not enough wayfinding signage
- Not enough affordable physical activity programs
- I feel unsafe in my community
- Not enough greenspaces
- Other - Write In
- I don't experience any of these

28

A community is defined, not only by its problems, but by its assets. Assets are resources that bring value to a community such as people, groups, and organizations. We want to know what assets make your community unique and special. Below is a list of community assets. Check the box by each asset that exists in your community. On the following page you will be asked to identify the name of the person, group, or organization and if that asset is primarily focused on a particular population.

6. Check the box next to each asset you know is in your community (feel free to check as many or as few options as you want):

**Social Service**

- Community Center
- Housing Organizations
- Food Pantry / Kitchens
- Emergency Housing Shelters
- Halfway Houses
- Domestic Violence Shelters

**Social/Grassroot Organizations**

- Seniors' Group
- Special Interest Group
- Advocacy Groups/Coalitions
- Cultural Organizations
- Hunting/Sportsman Leagues
- Amateur Sports Leagues

**Education**

- Colleges or Universities

- Community College
- Before-/After-School Program
- Vocational/Technical Education Programs

**Health Institutions**

- Hospital
- Healthcare Clinic
- Health Department
- Behavioral Health Services

**Public Service**

- Library
- Police Department
- Fire Department
- Emergency Medical Services

**Community-Based Organizations**

- Religious Organizations
- United Way

- Community or Philanthropic Foundation
- Political Organizations

**Infrastructure**

- Parks
- Public Pools
- Vacant Private Building or Lot
- Public Lake or Coastline
- Community Gardens

- Farmers' Markets

**Noteworthy Person/Group**

- Local Artists/Musicians
- Community Leader
- Celebrity or Influential Figure

**Other**

- Other - Write In (Required)



 29

**PIPING** Piped From Question 6. (Check the box next to each asset you know is in your community (feel free to check as many or as few options as you want):)

Can you tell us the names of the organization you selected?

[question("piped value")]

 30

**PIPING** Piped From Question 6. (Check the box next to each asset you know is in your community (feel free to check as many or as few options as you want):)

7. Some of the assets you selected may be geared to a special population. Can you tell us the target population for the assets you identified?

---

## Demographic Questions

---

33

7. What county do you live in? \*

- Alcona
- Alpena
- Antrim
- Arenac
- Benzie
- Charlevoix
- Cheboygan
- Clare
- Crawford
- Emmet
- Gladwin
- Grand Traverse
- Iosco
- Isabella
- Kalkaska
- Lake
- Leelanau
- Manistee
- Mason
- Mecosta
- Missaukee
- Montmorency
- Newaygo
- Oceana
- Ogemaw
- Osceola
- Oscoda
- Otsego
- Presque Isle
- Roscommon
- Wexford

4

8. What is your zip code?

5

9. How old are you?

- Under 18
- 18-24
- 25-39
- 40-64
- 65 and older

6

10. What kind of health insurance do you have? (select all that apply)

- Medicaid and Healthy Michigan Plans
- Medicare
- Private/Employer-Sponsored Insurance
- Uninsured
- Unknown
- Other - Write In

7

11. Which of the following best describes you? (select all that apply)

- American Indian or Alaska Native
- Asian
- Black or African American
- Hispanic or Latino/a/x
- Native Hawaiian or Other Pacific Islander
- White
- Prefer not to say
- Prefer to self-describe

8

12. What is your yearly household income?

- Less than \$10,000
- \$10,000 to \$19,999
- \$20,000 to \$29,999
- \$30,000 to \$39,999
- \$40,000 to \$49,999
- \$50,000 to \$59,999
- \$60,000 to \$69,999
- \$70,000 to \$79,999
- \$80,000 to \$89,999
- \$90,000 to \$99,999
- Over \$100,000

9

13. Including yourself, how many people live in your household?

- 1
- 2
- 3
- 4
- 5
- 6
- >7

LOGIC Show/hide trigger exists.

10

14. Do you identify as having a disability?

- Yes
- No

LOGIC Hidden unless: #14 Question "Do you identify as having a disability?" is one of the following answers ("Yes")

11

15. Select all that apply

- Physical Disability
- Mental Disability
- Emotional Disability
- Prefer not to say
- Prefer to self-describe

12

16. How do you identify your gender? (select all that apply)

Female

Male

Non-binary

Transgender

Prefer to self-describe:

Prefer to not answer

34

**IMPORTANT:** After you submit this survey, click the link on the thank you page to be entered into the gift card drawing.

**Thank You!**

---

1

Thank you for your time and energy to complete this survey.

Click here for a chance to win a \$50 gift card. Your personal information will not be connected to your survey responses. The same link will also allow you to indicate if you are interested in additional opportunities to provide feedback or participate in opportunities to support health improvement in your community.

# 2021 MiThrive Provider Survey

## Informed Consent

---

### 2

This survey seeks providers perspectives on how various issues impact the health and wellbeing of their patients/clients within the 31 counties of Northern Lower Michigan. MiThrive is working to improve the health of communities in Northern Michigan by collecting data, identifying key issues, and bringing people together for change.

This survey will take approximately 10 minutes to complete. Your participation in this survey is completely voluntary. Your answers are confidential. The survey data will be managed and analyzed by MiThrive staff. You will not be identifiable by your answers. You are free to skip any question and stop taking the survey at any time. There is minimal risk to you for taking the survey, including an imposition of time and questions which may be sensitive in nature. If you have any questions about this survey, please email [mithrive@northernmichiganchir.org](mailto:mithrive@northernmichiganchir.org).

## (untitled)

---

### Page exit logic: Skip / Disqualify Logic

**IF:** #1 Question "Do you provide direct care or services for clients or patients?" is one of the following answers ("No") **THEN:** Disqualify and display:

Thank you for your interest in this survey; however, you do not meet the requirement for this survey.

### 3

1. Do you provide direct care or services for clients or patients?\*

- Yes
- No

## (untitled)

---

18

2. What health system, organization, or entity do you work for? (Please avoid using abbreviations) \*

16

3. What is your primary role? \*

- Clinical Social Worker
- Doctor of Medicine or Osteopathy
- Pharmacist
- Physician's Assistant
- Dental Hygenist
- Public Health Educator
- Community Health Worker
- Nurse Practitioner
- Chiropractor
- Nurse
- Clinical Psychologist
- Podiatrist
- Dentist
- Optometrist
- Nurse-Midwife
- Other - Write In



7

4. Please check the boxes that define your specialty or that of your practice. (Check all that apply) \*

- Primary Care
- Pediatrics
- Dental
- Preventative Medicine
- Behavioral Health
- Surgery
- Obstetrics & Gynecology
- Public Health
- Other - Write In

8

5. Which county(ies) do you provide direct care or services in? (Check all that apply) \*

- Alcona
- Alpena
- Antrim
- Arenac
- Benzie
- Charlevoix
- Cheboygan
- Clare
- Crawford
- Emmet

- Gladwin
- Grand Traverse
- Iosco
- Isabella
- Kalkaska
- Lake
- Leelanau
- Manistee
- Mason
- Mecosta
- Missaukee
- Montmorency
- Newaygo
- Oceana
- Ogemaw
- Osceola
- Oscoda
- Otsego
- Presque Isle
- Roscommon
- Wexford

ID 9

6. Approximately what percentage of the patients you serve are on Medicaid?

\*

- 0-15%
- 16-30%
- 31-50%
- >50%

VALIDATION Max. answers = 3 (if answered)

ID 10

7. Thinking about the population you serve, what do you think are the three most important factors for a thriving community?

**Check only three: \***

- |  |   |
|--|---|
| <input type="checkbox"/> Disease and illness prevention        | <input type="checkbox"/> Lifelong learning: cradle to career          |
| <input type="checkbox"/> Clean environment                     | <input type="checkbox"/> Access to quality behavioral health services |
| <input type="checkbox"/> Reliable transportation               | <input type="checkbox"/> Belonging & inclusion                        |
| <input type="checkbox"/> Safe and affordable housing           | <input type="checkbox"/> Meaningful and rewarding work                |
| <input type="checkbox"/> Parks and green spaces                | <input type="checkbox"/> Disability Accessibility                     |
| <input type="checkbox"/> Access to quality healthcare services | <input type="checkbox"/> Arts and cultural events                     |
| <input type="checkbox"/> Civic engagement                      | <input type="checkbox"/> Freedom from trauma, violence, and addiction |
| <input type="checkbox"/> Access to nutritious food             |   |

Other - Write In

VALIDATION Max. answers = 3 (if answered)

ID 12

8. What do you think are the three most important issues impacting patients/clients in the community(ies) you serve?

**Check only three: \***

- |  |   |  |
|--|---|--|
| <input type="checkbox"/> Motor vehicle crash injuries                                | <input type="checkbox"/> Lack of quality education                    | <input type="checkbox"/> Dental problems   |
| <input type="checkbox"/> Lack of access to healthcare services                       | <input type="checkbox"/> Firearm-related injuries                     | <input type="checkbox"/> Teenage pregnancy   |
| <input type="checkbox"/> Aging problems (e.g., arthritis, hearing/vision loss, etc.) | <input type="checkbox"/> Poor environmental health                    | <input type="checkbox"/> Substance use   |
| <input type="checkbox"/> Homicide  | <input type="checkbox"/> Rape/sexual assault                          | <input type="checkbox"/> Suicide   |
| <input type="checkbox"/> Cancer  | <input type="checkbox"/> Economic instability                         | <input type="checkbox"/> Respiratory/lung disease                                  |
| <input type="checkbox"/> Lack of safe and affordable housing                         | <input type="checkbox"/> Obesity                                      | <input type="checkbox"/> Infectious diseases (e.g., hepatitis, tuberculosis, etc.) |
| <input type="checkbox"/> Lack of quality behavioral health services                  | <input type="checkbox"/> Lack of access to behavioral health services | <input type="checkbox"/> Domestic violence   |
| <input type="checkbox"/> Unreliable transportation                                   | <input type="checkbox"/> Neighborhood and built environment           | <input type="checkbox"/> Child abuse/neglect                                       |
| <input type="checkbox"/> Infant death  | <input type="checkbox"/> Lack of access to education                  | <input type="checkbox"/> Lack of access to nutritious foods                        |
| <input type="checkbox"/> High blood pressure   | <input type="checkbox"/> COVID-19                                     | <input type="checkbox"/> Diabetes  |
| <input type="checkbox"/> Heart disease and stroke                                    | <input type="checkbox"/> Racism and discrimination                    | <input type="checkbox"/> HIV/AIDS  |
| <input type="checkbox"/> Lack of quality healthcare services                         | <input type="checkbox"/> Sexually transmitted infections (STIs)       | <input type="checkbox"/> Other - Write In  |

9. From the list below which resources or services are missing in your community that would benefit your patients/clients? (Check all that apply) \*

Employment Navigation

Domestic Violence Services

Mental Health

Housing

Food

Substance Abuse Services

Translation

Financial Support

Transportation

Education

Childcare

Dental Health

Primary Care

Other - Write In

I feel there are enough services and resources to refer my patients/clients to.

**LOGIC** Show/hide trigger exists.

**ID** 15

10. Are you interested in additional opportunities to provide feedback or participate in opportunities to support health improvement efforts in your community?

\*

- Yes
- No

**LOGIC** Hidden unless: #10 Question "Are you interested in additional opportunities to provide feedback or participate in opportunities to support health improvement efforts in your community?"

" is one of the following answers ("Yes")

**ID** 17

**IMPORTANT:** In an effort to keep your survey responses confidential, click the link on the thank you page which will take you to a separate form where you can enter your contact information if you are interested in further feedback or engagement opportunities.

**Thank You!**

---

**ID** 5

Thank you for your time and energy to complete this survey.

If you selected yes to the last question, please provide your contact information by clicking this link.



**MiThrive** is conducting a **Community Themes & Strengths Assessment (CTSA) Pulse Survey** and would like to gather feedback from you as a member of one of our communities!

**Informational Purposes ONLY - Do not read to client.**

*What is MiThrive?*

MiThrive is a collaboration of diverse community organizations, local health departments, and hospital systems with a shared goal to assess and collaboratively improve community health within the 31 counties of Northern lower Michigan.

*What is the purpose of the CTSA Pulse Survey?*

The purpose of the MiThrive CTSA Pulse Survey is to gather input from people and populations facing barriers and inequities in the 31-county MiThrive region. These populations can include those historically excluded, economically disadvantaged, older adults, racial and ethnic minorities, those unemployed, uninsured and under-insured, Medicaid eligible, children of low-income families, LGBTQ+ and gender non-conforming, people with HIV, people with mental and behavioral health disorders, people without housing, refugees, people with a disability, and many others.

*How does the CTSA Pulse Survey work?*

The CTSA Pulse Survey is a four-part data collection series. Each survey will be distributed in a two-week cycle beginning July 26th and ending September 19th.

Thank you so much for your time and consideration! If you have any questions regarding this survey please feel free to reach out to us at [mithrive@northernmichiganchir.org](mailto:mithrive@northernmichiganchir.org)



### Informed Consent

We are collecting information about client experiences to improve health within your community. This will take about four minutes. Your answers will be anonymous – we will not record your name or personal information.

If you are willing to answer a few questions, please fill out the following:

1. Please write the name of the organization/agency you are filling this out at

\_\_\_\_\_

2. What county do you live in? \_\_\_\_\_

3. What is your zip code? \_\_\_\_\_





4. Thinking about resources for older adults such as housing, transportation to medical services, churches, shopping, adult day care, social support for older adults living alone, meals on wheels, rate your level of agreement on a scale from 1 to 5 where 1= “strongly disagree” and 5= “strongly agree” with the following statement:

**My community is a good place to age**

- 1="Strongly disagree"      2="Mostly disagree"      3="Neither agree nor disagree"      4="Mostly agree"      5="Strongly agree"
- 

5. What about your community made you think that?

6. Thinking more broadly, what are some ways in which your community could ensure everyone has a chance at living the healthiest life possible?



**MiThrive** is conducting a **Community Themes & Strengths Assessment (CTSA) Pulse Survey** and would like to gather feedback from you as a member of one of our communities!

**Informational Purposes ONLY - Do not read to client.**

*What is MiThrive?*

MiThrive is a collaboration of diverse community organizations, local health departments, and hospital systems with a shared goal to assess and collaboratively improve community health within the 31 counties of Northern lower Michigan.

*What is the purpose of the CTSA Pulse Survey?*

The purpose of the MiThrive CTSA Pulse Survey is to gather input from people and populations facing barriers and inequities in the 31-county MiThrive region. These populations can include those historically excluded, economically disadvantaged, older adults, racial and ethnic minorities, those unemployed, uninsured and under-insured, Medicaid eligible, children of low-income families, LGBTQ+ and gender non-conforming, people with HIV, people with mental and behavioral health disorders, people without housing, refugees, people with a disability, and many others.

*How does the CTSA Pulse Survey work?*

The CTSA Pulse Survey is a four-part data collection series. Each survey will be distributed in a two-week cycle beginning July 26th and ending September 19th.

Thank you so much for your time and consideration! If you have any questions regarding this survey please feel free to reach out to us at [mithrive@northernmichiganchir.org](mailto:mithrive@northernmichiganchir.org)



## Informed Consent

We are collecting information about client experiences to improve health within your community. This will take about four minutes. Your answers will be anonymous – we will not record your name or personal information.

If you are willing to answer a few questions, please fill out the following:

1. Please write the name of the organization/agency you are filling this out at

\_\_\_\_\_

2. What county do you live in? \_\_\_\_\_

3. What is your zip code? \_\_\_\_\_



4. Thinking about school quality, day care, after school programs, recreation, rate your level of agreement on a scale from 1 to 5 where 1= “strongly disagree” and 5= “strongly agree” with the following statement:

**This community is a good place to raise children**

- |                       |                       |                                |                       |                       |
|-----------------------|-----------------------|--------------------------------|-----------------------|-----------------------|
| 1="Strongly disagree" | 2="Mostly disagree"   | 3="Neither agree nor disagree" | 4="Mostly agree"      | 5="Strongly agree"    |
| <input type="radio"/> | <input type="radio"/> | <input type="radio"/>          | <input type="radio"/> | <input type="radio"/> |

5. What about your community made you think that?

6. Thinking more broadly, how can we come together so that people promote each other's well-being and not just their own?



**MiThrive** is conducting a **Community Themes & Strengths Assessment (CTSA) Pulse Survey** and would like to gather feedback from you as a member of one of our communities!

**Informational Purposes ONLY - Do not read to client.**

*What is MiThrive?*

MiThrive is a collaboration of diverse community organizations, local health departments, and hospital systems with a shared goal to assess and collaboratively improve community health within the 31 counties of Northern lower Michigan.

*What is the purpose of the CTSA Pulse Survey?*

The purpose of the MiThrive CTSA Pulse Survey is to gather input from people and populations facing barriers and inequities in the 31-county MiThrive region. These populations can include those historically excluded, economically disadvantaged, older adults, racial and ethnic minorities, those unemployed, uninsured and under-insured, Medicaid eligible, children of low-income families, LGBTQ+ and gender non-conforming, people with HIV, people with mental and behavioral health disorders, people without housing, refugees, people with a disability, and many others.

*How does the CTSA Pulse Survey work?*

The CTSA Pulse Survey is a four-part data collection series. Each survey will be distributed in a two-week cycle beginning July 26th and ending September 19th.

Thank you so much for your time and consideration! If you have any questions regarding this survey please feel free to reach out to us at [mithrive@northernmichiganchir.org](mailto:mithrive@northernmichiganchir.org)



### Informed Consent

We are collecting information about client experiences to improve health within your community. This will take about four minutes. Your answers will be anonymous – we will not record your name or personal information.

If you are willing to answer a few questions, please fill out the following:

1. Please write the name of the organization/agency you are filling this out at

\_\_\_\_\_

2. What county do you live in? \_\_\_\_\_

3. What is your zip code? \_\_\_\_\_



4. Thinking about individuals that have a disability (such as physical, mental, emotional), rate your level of agreement on a scale from 1 to 5 where 1 = “Strongly disagree” and 5 = “strongly agree” with the following statement:

**In this community, a person with a disability can live a full life**

- 1="Strongly disagree"      2="Mostly disagree"      3="Neither agree nor disagree"      4="Mostly agree"      5="Strongly agree"
- 

5. What about your community made you think that?

6. Thinking more broadly, think about groups that experience relatively good health and those that experience poor health. Why do you think there is a difference?



**MiThrive** is conducting a **Community Themes & Strengths Assessment (CTSA) Pulse Survey** and would like to gather feedback from you as a member of one of our communities!

**Informational Purposes ONLY - Do not read to client.**

*What is MiThrive?*

MiThrive is a collaboration of diverse community organizations, local health departments, and hospital systems with a shared goal to assess and collaboratively improve community health within the 31 counties of Northern lower Michigan.

*What is the purpose of the CTSA Pulse Survey?*

The purpose of the MiThrive CTSA Pulse Survey is to gather input from people and populations facing barriers and inequities in the 31-county MiThrive region. These populations can include those historically excluded, economically disadvantaged, older adults, racial and ethnic minorities, those unemployed, uninsured and under-insured, Medicaid eligible, children of low-income families, LGBTQ+ and gender non-conforming, people with HIV, people with mental and behavioral health disorders, people without housing, refugees, people with a disability, and many others.

*How does the CTSA Pulse Survey work?*

The CTSA Pulse Survey is a four-part data collection series. Each survey will be distributed in a two-week cycle beginning July 26th and ending September 19th.

Thank you so much for your time and consideration! If you have any questions regarding this survey please feel free to reach out to us at [mithrive@northernmichiganchir.org](mailto:mithrive@northernmichiganchir.org)





### Informed Consent

We are collecting information about client experiences to improve health within your community. This will take about four minutes. Your answers will be anonymous – we will not record your name or personal information.

If you are willing to answer a few questions, please fill out the following:

1. Please write the name of the organization/agency you are filling this out at

\_\_\_\_\_

2. What county do you live in? \_\_\_\_\_

3. What is your zip code? \_\_\_\_\_



4. Thinking about individuals that have a disability (such as physical, mental, emotional), rate your level of agreement on a scale from 1 to 5 where 1 = “Strongly disagree” and 5 = “strongly agree” with the following statement:

**In this community, a person with a disability can live a full life**

|                       |                       |                                |                       |                       |
|-----------------------|-----------------------|--------------------------------|-----------------------|-----------------------|
| 1="Strongly disagree" | 2="Mostly disagree"   | 3="Neither agree nor disagree" | 4="Mostly agree"      | 5="Strongly agree"    |
| <input type="radio"/> | <input type="radio"/> | <input type="radio"/>          | <input type="radio"/> | <input type="radio"/> |

5. What about your community made you think that?

6. Thinking more broadly, think about groups that experience relatively good health and those that experience poor health. Why do you think there is a difference?



**MiThrive** is conducting a **Community Themes & Strengths Assessment (CTSA) Pulse Survey** and would like to gather feedback from you as a member of one of our communities!

**Informational Purposes ONLY - Do not read to client.**

*What is MiThrive?*

MiThrive is a collaboration of diverse community organizations, local health departments, and hospital systems with a shared goal to assess and collaboratively improve community health within the 31 counties of Northern lower Michigan.

*What is the purpose of the CTSA Pulse Survey?*

The purpose of the MiThrive CTSA Pulse Survey is to gather input from people and populations facing barriers and inequities in the 31-county MiThrive region. These populations can include those historically excluded, economically disadvantaged, older adults, racial and ethnic minorities, those unemployed, uninsured and under-insured, Medicaid eligible, children of low-income families, LGBTQ+ and gender non-conforming, people with HIV, people with mental and behavioral health disorders, people without housing, refugees, people with a disability, and many others.

*How does the CTSA Pulse Survey work?*

The CTSA Pulse Survey is a four-part data collection series. Each survey will be distributed in a two-week cycle beginning July 26th and ending September 19th.

Thank you so much for your time and consideration! If you have any questions regarding this survey please feel free to reach out to us at [mithrive@northernmichiganchir.org](mailto:mithrive@northernmichiganchir.org)



### Informed Consent

We are collecting information about client experiences to improve health within your community. This will take about four minutes. Your answers will be anonymous – we will not record your name or personal information.

If you are willing to answer a few questions, please fill out the following:

1. Please write the name of the organization/agency you are filling this out at

\_\_\_\_\_

2. What county do you live in? \_\_\_\_\_

3. What is your zip code? \_\_\_\_\_



4. Thinking about basic needs contributing to quality of life such as being able to support yourself, having a job that allows you to pay bills on time, having a safe home, a reasonable commute, being able to get what you need in the community, rate your level of agreement on a scale from 1 to 5 where 1 = “strongly disagree” and 5 = “strongly agree” with the following statement:

**There is economic opportunity in the community**

- 1="Strongly disagree"      2="Mostly disagree"      3="Neither agree nor disagree"      4="Mostly agree"      5="Strongly agree"
- 

5. What about your community made you think that?

6. Thinking more broadly, how would you ensure that people in tough life circumstances come to have as good a change as others do in achieving good health and well being over time?



## Northeast Community System Assessment Agenda

|         |   |
|---------|---|
| 1:15 pm | <b>Virtual Event Opens</b>  |
| 1:30 pm | <b>Welcome &amp; Introductions</b>                                    |
| 1:40 pm | <b>Community System Assessment Unpacked</b>                           |
| 1:50 am | <b>Team Discussion #1</b>   |
| 2:40 pm | <b>Large Group Check In (Break)</b>                                   |
| 2:45 pm | <b>Team Discussion #2</b>   |
| 3:25 pm | <b>Large Group Celebration (Wrap Up)</b>                              |
| 3:30 pm | <i>(optional)</i> <b>Happy Half Hour – Questions &amp; Networking</b> |

## Introduction to the Community System Assessment

### Activity Purpose:

- Improve organizational and community communication and collaboration by bringing a broad spectrum of partners to the same table.
- Learn about community health and how activities are interconnected.
- Identify system strengths and weaknesses which may then be used to improve and better coordinate activities at the community level

### What is a Community System?

All of us are part of the Community System. Community Systems are networks of diverse agencies and groups with differing roles, relationships, and interactions whose activities combined contribute to the health and well-being of the community.

### What topic areas will we be talking about today?

- **Resources:** A community asset (or community resource) is anything that can be used to improve the quality of community life.
- **Policy:** Policies are the written or unwritten guidelines that governments, organizations and institutions, communities, or individuals use when responding to issues and situations.
- **Data Access/Capacity:** A community with data capacity is one where people can access and use data to understand and improve health outcomes where they live.
- **Community Alliances:** Diverse partnerships which collaborate in the community to maximize health improvement activities and are beneficial to all partners involved.
- **Workforce:** The people engaged in or available for work in a particular area, company, or industry.
- **Leadership:** Leadership within the community is demonstrated by organizations and individuals that are committed to improving the health of the community.
- **Community Power/Engagement:** Power is the ability to control the processes of agenda setting, resource distribution, and decision-making, as well as to determine who is included and excluded from these processes.
- **Health Equity Capacity:** Health Equity is the assurance of the conditions for optimal health for all people.

## Team Discussion #1: Community System Assessment

**Detailed Instructions:**

Team Introductions: [10 minutes]

- Designate your Note Taker. This person will take notes on the CSA Notes Form.
- Get to know your team! Introduce yourself.
- Review your Focus Area

**Introduction Inclusion Tips:**

|  |  |
|--|--|
|  | <ul style="list-style-type: none"> <li>○ <b>Learn how to pronounce people’s names:</b> It is helpful to phonetically spell names in the chat box [<a href="#">Why is this important?</a>]</li> <li>○ <b>Share pronouns:</b> One best practice is to include preferred pronouns with one’s name [<a href="#">Why is this important?</a>]</li> <li>○ <b>Put Names with Faces:</b> Show your face with your preferred name if you can, also realize that not everyone can see you. Introductions that include descriptors of what people would see are helpful to those who can’t see you.</li> </ul> |
|--|--|

Overview of Discussion and Performance Measure Scoring: [5 minutes]

- Review as a group the questions to think about in the regarding your Focus Area (See Participant Packet)
- Introduce the Performance Measure questions and scoring grid

Discussion: [15 minutes]

Using discussion questions in your Participant Packet for your Focus Area discuss how the community organizations participate in these focus area activities, and how the system as a whole performs.

Scoring of Performance Measures (8 Minutes)

Vote on the specific measures for your Focus Area using the scoring grid.

|                                  |   |
|----------------------------------|---|
| Optimal Activity<br>(76-100%)    | Greater than 75% of the activity described within the question is met.                      |
| Significant Activity<br>(51-75%) | Greater than 50% but no more than 75% of the activity described within the question is met. |
| Moderate Activity<br>(26-50%)    | Greater than 25% but no more than 50% of the activity described in the question is met.     |
| Minimal Activity<br>(1-25%)      | Greater than 0% but no more than 25% of the activity described in the question is met.      |
| No Activity<br>(0%)              | 0% or absolutely no activity relating to the activity described in the question.            |





Discussion to determine strengths and opportunities to improve Performance Measures ( 12 Minutes)

Choose one of the measures with the most disagreement for more discussion to dig deeper into strengths, weaknesses, and opportunities

**Team Discussion #2 Community System Assessment**

Repeat Steps for Team Discussion #1

Omit grounding question

**TEAM FACILITATORS: PLEASE SEND US YOUR NOTES IMMEDIATELY FOLLOWING THE EVENT**

**THANK YOU!**

**[MiThrive@northernmichiganCHIR.org](mailto:MiThrive@northernmichiganCHIR.org)**

# Forces of Change Assessment Event



## AGENDA

|          |   |
|----------|---|
| 9:45 am  | <b>Virtual Event Opens</b>  |
| 10:00 am | <b>Welcome &amp; Introductions</b>                                    |
| 10:10 am | <b>Introduction to MiThrive and the Forces of Change Assessment</b>   |
| 10:30 am | <b>Forces of Change Small Group Brainstorming Session</b>             |
| 10:45 am | <b>Small Group Spotlight</b>  |
| 11:05 am | <b>Forces of Change Small Group Threats and Opportunities Session</b> |
| 11:25 am | <b>Small Group Spotlight</b>  |
| 11:45 am | <b>Wrap Up &amp; Next Steps</b>                                       |
| 12:00 pm | <b>Adjourn</b>  |

## EVENT ACCESS LINK

<https://zoom.us/j/96917348003?pwd=ZHhiTCtUM0Q5L3BOL3dwb0JzbHk1UT09>

Meeting ID: 969 1734 8003

Passcode: 484284

One tap mobile

+13126266799,,96917348003#,,,,\*484284# US (Chicago)

+19292056099,,96917348003#,,,,\*484284# US (New York)

Questions? Please email us at [mithrive@northernmichiganchir.org](mailto:mithrive@northernmichiganchir.org)

# Forces of Change Assessment Event

Dial by your location

+1 312 626 6799 US (Chicago)

+1 929 205 6099 US (New York)

+1 301 715 8592 US (Washington DC)

+1 346 248 7799 US (Houston)

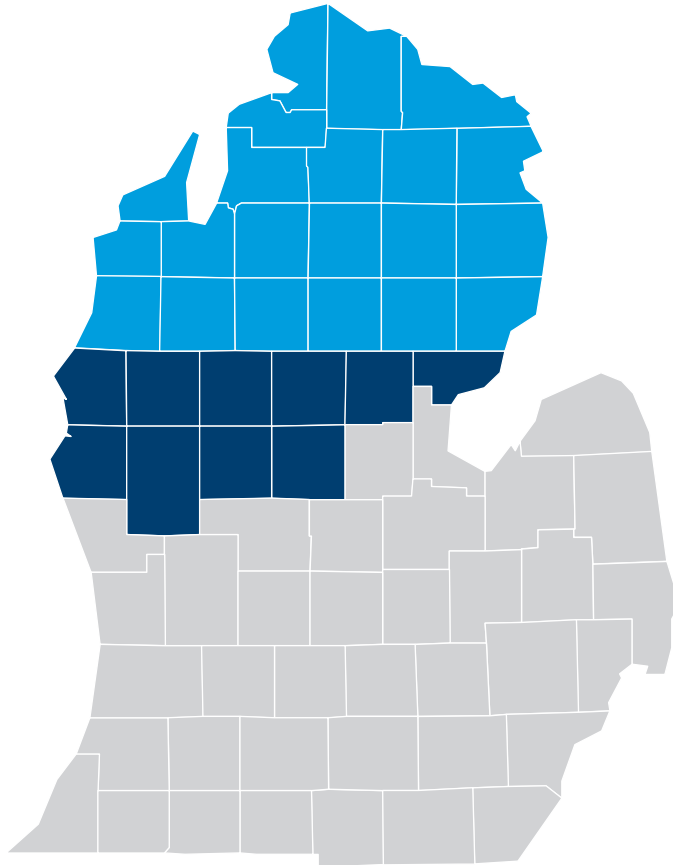
+1 669 900 6833 US (San Jose)

+1 253 215 8782 US (Tacoma)

Meeting ID: 969 1734 8003

Passcode: 484284

Find your local number: <https://zoom.us/j/96917348003>



## 2021 North Central MiThrive Data Briefs

**Published: January 2022**

*Arenac, Clare, Gladwin, Isabella, Lake, Mason,  
Mecosta, Newaygo, Oceana, and Osceola*

# Assessment Snapshot

The **Forces of Change Assessment (FOCA)** aims to answer the following questions:

- What is occurring or might occur that affects the health and wellbeing of our community?
- What specific threats or opportunities are generated by these occurrences?

Forces of change are trends, factors, and events *outside of our control* that may influence the health of our community or the system of organizations supporting the community, both in the recent past and the foreseeable future.

## The FOCA Topic Areas:

1. Government Leadership & Budgets, Spending Priorities
2. Sufficient Health Care Workforce
3. Access to Health Services
4. Population Demographics
5. Economic Environment
6. Access to Social Services
7. Social Context
8. COVID-19 Pandemic

The **Community System Assessment (CSA)** aims to answer the following question:

- What are the components, activities, competencies, and capacities in our local systems?

## The CSA assessed performance measures for 8 topic areas:

1. Resources
2. Policies
3. Data Access & Capacity
4. Community Alliances
5. Workforce
6. Leadership
7. Community Power/Engagement
8. Capacity for Health Equity

The CSA was conducted at the regional level. Additional data was then collected at the county-level through facilitated conversations at community collaboratives.

The **Community Health Status Assessment (CHSA)** aims to answer the following questions:

- How healthy are our residents?
- What does the health status of our community look like?

The answers to these questions were measured by collecting 100 secondary indicators from 20 different sources including the US Census Bureau, Centers for Disease Control, and Michigan Department of Health and Human Services. The table in green shows select indicators relevant to the strategic issue.

For each strategic issue, a map related to one of the indicators in the table is visualized at either the census-tract or county level. A brief statement highlighting the geographical disparities is located near the map.

The **Community Themes and Strengths Assessment (CTSA)** aims to answer the following questions:

- What is important to the community?
- How is quality of life perceived in the community?
- What assets does the community have that can be used to improve community health?

The CTSA collected data using 3 different methods:

1. **Pulse Survey Series:** Four, three question mini client interviews conducted by community partners with clients and patients. Topics included education, aging, disability, and economic security.
2. **Community Survey:** This survey was conducted through an online and paper format and asked questions about what makes a thriving community, current issues impacting the health of the community, and quality of life questions.
3. **Provider Survey:** This survey was conducted through an online format and targeted individuals providing direct care and services.

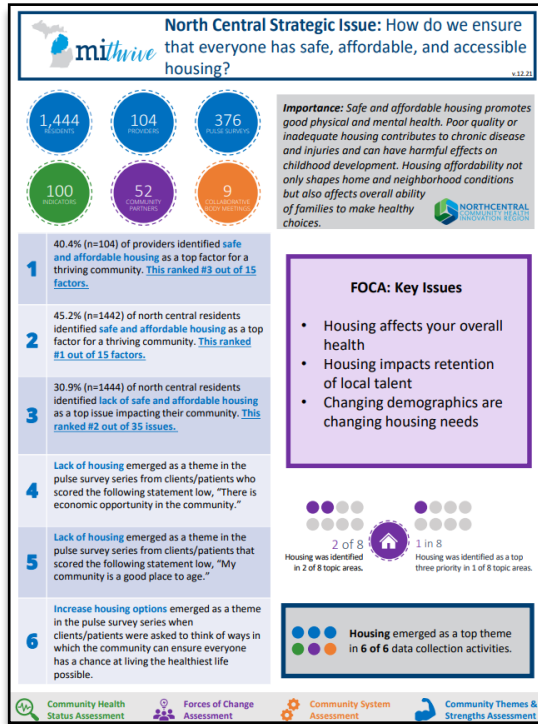
# Data Brief Navigation Guide

Data was collected 6 different ways. Each circle represents a different data collection method.

Data collected in the Community Themes and Strengths Assessment is shown in blue. Data was collected through a community survey, provider survey, and pulse surveys as reflected by the 3 blue circles.

Strategic issue

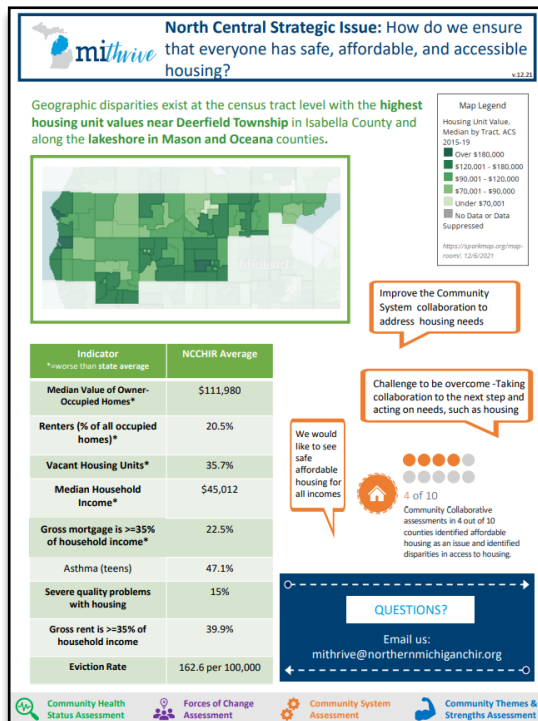
Data collected in the Community Health Status Assessment is shown in green. Indicators in bold had a state value available to compare to. If the regional value was worse than the state value (meaning of worse depends on what the indicator is measuring) an asterisk is placed next to the indicator title.



Importance Statement

Data collected in the Forces of Change Assessment is shown in purple. The dot illustration represents how often the strategic issue was identified in one of the 8 topic areas (left) and as a top priority within a topic area (right)

This graphic illustrates where a topic or theme emerged in the different data collection methods.



Data collected in the Community System Assessment is shown in orange. The dot illustration represents the number of community collaboratives in which a topic or theme emerged. The comment boxes indicate comments from participants regarding recurring themes.

Color coded key illustrating the 4 MiThrive assessments

# Data Brief Acronyms

| Acronym                           | What does it stand for?                     | What does it mean?  |
|-----------------------------------|---|---|
| <b>YPLL</b>                       | Years Potential Life Lost                   | The difference between a predetermined end point (usually age 75 and the age at death for death(s) that occurred prior to that end point age  |
| <b>ALICE</b>                      | Asset Limited, Income Constrained, Employed | The ALICE population represents those among us who are working, but due to childcare costs, transportation challenges, high cost of living and so much more are living paycheck to paycheck.                          |
| <b>FPL</b>                        | Federal Poverty Level                       | A measure of income issued every year by the Department of Health and Human Services used to determine eligibility for certain programs and benefits.   |
| <b>ACE(s)</b>                     | Adverse Childhood Experience(s)             | Potentially traumatic events that occur in childhood (0-17 years)   |
| <b>HPSA</b>                       | Health Professional Shortage Area           | Geographic areas, populations, or facilities with a shortage of primary, dental or mental health care providers.  |
| <b>WIC</b>                        | Women Infants Children                      | Aims to safeguard the health of low-income women, infants, and children up to age 5 who are at nutrition risk by providing nutritious foods to supplement diets, information on healthy eating, and referrals to care |
| <b>COPD</b>                       | Chronic Obstructive Pulmonary Disorder      | Chronic inflammatory lung disease that causes obstructed airflow from the lungs.  |
| <b>Description of per 100,000</b> |   | Rates take into account the number of cases/deaths/etc. and the population size. Rate per 100,000 is calculated by taking the total number of cases divided by the total population and multiplied by 100,000.        |
| <b>Description of Gini index</b>  |   | measure of income inequality.; It ranges from 0, indicating perfect equality (everyone receives an equal share), to 1, perfect inequality (only one recipient or group of recipients receives all the income)         |



**Importance:** Safe and affordable housing promotes good physical and mental health. Poor quality or inadequate housing contributes to chronic disease and injuries and can have harmful effects on childhood development. Housing affordability not only shapes home and neighborhood conditions but also affects overall ability of families to make healthy choices.



|          |   |
|----------|---|
| <b>1</b> | 40.4% (n=104) of providers identified <b>safe and affordable housing</b> as a top factor for a thriving community. <b>This ranked #3 out of 15 factors.</b>   |
| <b>2</b> | 45.2% (n=1442) of north central residents identified <b>safe and affordable housing</b> as a top factor for a thriving community. <b>This ranked #1 out of 15 factors.</b>  |
| <b>3</b> | 30.9% (n=1444) of north central residents identified <b>lack of safe and affordable housing</b> as a top issue impacting their community. <b>This ranked #2 out of 35 issues.</b>   |
| <b>4</b> | <b>Lack of housing</b> emerged as a theme in the pulse survey series from clients/patients who scored the following statement low, "There is economic opportunity in the community."  |
| <b>5</b> | <b>Lack of housing</b> emerged as a theme in the pulse survey series from clients/patients that scored the following statement low, "My community is a good place to age."  |
| <b>6</b> | <b>Increase housing options</b> emerged as a theme in the pulse survey series when clients/patients were asked to think of ways in which the community can ensure everyone has a chance at living the healthiest life possible. |

### FOCA: Key Issues

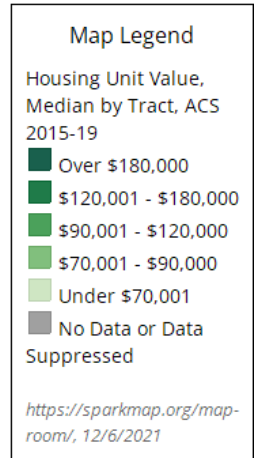
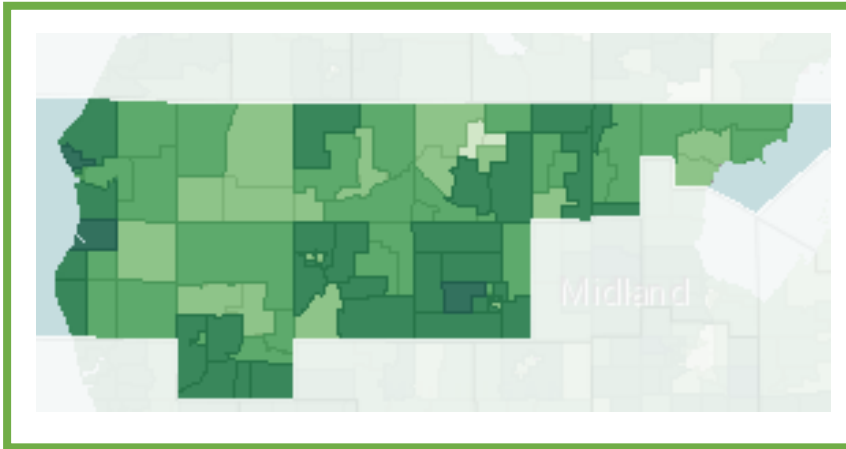
- Housing affects your overall health
- Housing impacts retention of local talent
- Changing demographics are changing housing needs



**Housing** emerged as a top theme in **6 of 6** data collection activities.



Geographic disparities exist at the census tract level with the **highest housing unit values near Deerfield Township in Isabella County and along the lakeshore in Mason and Oceana counties.**



Improve the Community System collaboration to address housing needs

Challenge to be overcome - Taking collaboration to the next step and acting on needs, such as housing

We would like to see safe affordable housing for all incomes



4 of 10  
Community Collaborative assessments in 4 out of 10 counties identified affordable housing as an issue and identified disparities in access to housing.


| Indicator<br>*=-worse than state average     | NCCHIR Average    |
|--|-------------------|
| Median Value of Owner-Occupied Homes*        | \$111,980         |
| Renters (% of all occupied homes)*           | 20.5%             |
| Vacant Housing Units*                        | 35.7%             |
| Median Household Income*                     | \$45,012          |
| Gross mortgage is >=35% of household income* | 22.5%             |
| Asthma (teens)                               | 47.1%             |
| Severe quality problems with housing         | 15%               |
| Gross rent is >=35% of household income      | 39.9%             |
| Eviction Rate                                | 162.6 per 100,000 |

**QUESTIONS?**

Email us:  
[mithrive@northernmichiganchir.org](mailto:mithrive@northernmichiganchir.org)



**Importance:** Substance misuse impact people's chances of living long, healthy, and productive lives. It can decrease quality of life, academic performance, and workplace productivity; increases crime and motor vehicle crashes and fatalities; and raises health care costs for acute and chronic conditions.



Encourage people to engage without fear of threat to societal status – reduce stigma

More opportunities for counseling for families and children


Need additional resources for substance misuse prevention and treatment

**What improvements would you like to see in your community in the next three years?**

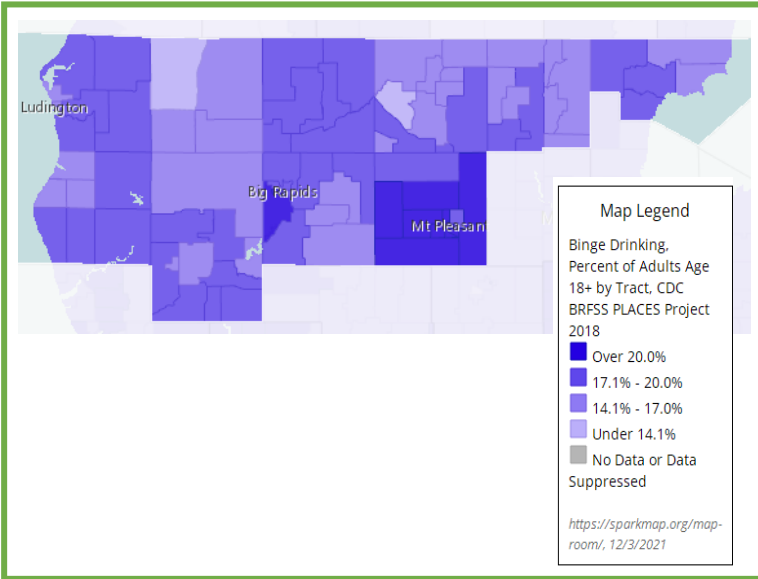
We need programs working in unison to develop a universal intake so that families can be supported, and resources known

- 18.3% (n=104) of providers identified **freedom from trauma, violence, and addiction** as a top factor for a thriving community. **This ranked #7 out of 15 factors.**
- 34.6% (n=104) of providers identified **substance use** as a top issue impacting their patients/clients. **This ranked #1 out of 35 issues.**
- 44.2% (n=104) of providers said **substance abuse services** for patients/clients are missing in the community they serve. **This ranked #3 out of 13 resources/services.**
- 23% (n=1442) of north central residents identified **freedom from trauma, violence, and addiction** as a top factor for a thriving community. **This ranked #4 out of 15 factors.**
- 31.9% (n=1444) of north central residents identified **substance use** as a top issue impacting their community. **This ranked #1 out of 35 issues.**

**Substance misuse** emerged as a top theme in **4 of 6** data collection activities.



Geographic disparities exist at the census tract level with the **highest percentages of binge drinking in Isabella and Mecosta county near Ferris State University**



| Indicator<br>* = worse than state average              | NCCHIR Average    |
|--|-------------------|
| <b>Liver Disease Mortality*</b>                        | 15.1 per 100,000  |
| <b>Heart Disease Mortality*</b>                        | 199.1 per 100,000 |
| Smoked cigarettes in past 30 days (teens)              | 3.9%              |
| Teens with 2+ ACES                                     | 36.3%             |
| <b>Oral Cavity and Pharynx Cancer*</b>                 | 12.8 per 100,000  |
| <b>Lung and Bronchus Cancer*</b>                       | 76.1 per 100,000  |
| Asthma (teens)   | 47.1%             |
| <b>Ever told COPD (adults)*</b>                        | 10.5 per 100,000  |
| Binge drinking (adults)                                | 16.8%             |
| Used prescription drugs w/o prescription (teens)       | 3.5%              |
| Used marijuana in past 30 days (teens)                 | 10.1%             |
| Had a drink of alcohol in past 30 days (teens)         | 12.8%             |
| Smoked cigarettes in past 30 days (teens)              | 5.1%              |
| Used chew tobacco in past 30 days (teens)              | 2.7%              |
| Vaped in past 30 days (teens)                          | 14.4%             |
| <b>Opioid related hospitalizations*</b>                | 15.4 per 100,000  |
| <b>Motor vehicle crash involving alcohol mortality</b> | 35%               |
| <b>Drug-Induced Mortality</b>                          | 13.1 per 100,000  |
| <b>Alcohol-Induced Mortality*</b>                      | 12.3 per 100,000  |

COVID-19 has increased the substance misuse in our communities and impacted other systems-like workforce

There has historically been a shortage of providers and now it has worsened.



3 of 8

Substance misuse was identified in 3 of 8 topic areas.



3 in 8

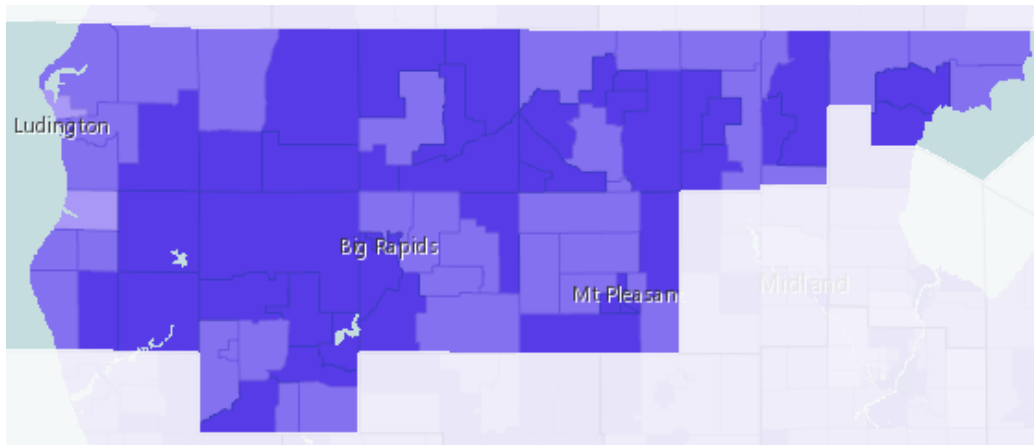
Substance misuse was identified as a top three priority in 3 of 8 topic areas.

**QUESTIONS?**

Email us:  
[mithrive@northernmichiganchir.org](mailto:mithrive@northernmichiganchir.org)



**Importance:** Mental health is essential to a person's well-being, healthy relationships, and ability to live a full life. It also plays a major role in people's ability to maintain good physical health because mental illness increases risk for many chronic health conditions.



**Map Legend**

Poor Mental Health, Prevalence Among Adults Age 18+ by Tract. CDC BRFSS PLACES Project 2018

- Over 16.0%
- 13.1% - 16.0%
- 10.1% - 13.0%
- Under 10.1%
- No Data or Data Suppressed

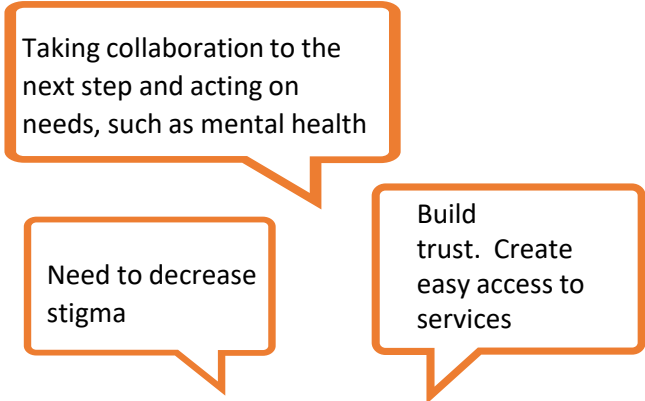
<https://sparkmap.org/map-room/>, 12/3/2021

| Indicator<br>*= <i>worse than state average</i> | NCCHIR Average   |
|---|------------------|
| Teens with 2+ ACES                              | 36.3%            |
| Alzheimer's/Dementia Mortality*                 | 31.9 per 100,000 |
| Poor mental health 14+ days (adult)             | 11.4%            |
| Major depressive episode (teen)                 | 40.0%            |
| Average HPSA Score – Mental Health*             | 17.8             |
| Intentional Self-Harm*                          | 17.8 per 100,000 |

Geographic disparities exist at the census tract level with a large portion of **high percentages of poor mental health** in the **western part of the region**.

**Mental health** emerged as a top theme in **6 of 6** data collection activities.

|           |   |
|-----------|---|
| <b>1</b>  | 43.3% (n=104) of providers identified <b>access to behavioral health services</b> as a top factor for a thriving community. <b>This ranked #2 out of 15 factors.</b>  |
| <b>2</b>  | 18.3% (n=104) of providers identified <b>freedom from trauma, violence, and addiction</b> as a top factor for a thriving community. <b>This ranked #7 out of 15 factors.</b>  |
| <b>3</b>  | 31.7% (n=104) of providers identified <b>lack of access to behavioral health services</b> as a top issue impacting their patients/clients. <b>This ranked #3 out of 35 issues.</b>                                    |
| <b>4</b>  | 19.2% (n=104) of providers identified <b>lack of quality behavioral health services</b> as a top issue impacting their patients/clients. <b>This ranked #7 out of 35 issues.</b>                                      |
| <b>5</b>  | 62.5% (n=104) of providers said <b>mental health resources/services</b> for patients/clients are missing in the community they serve. <b>This ranked #1 out of 13 resources/services.</b>                             |
| <b>6</b>  | 21.2% (n=1442) of north central residents identified <b>access to quality behavioral health services</b> as a top factor for a thriving community. <b>This ranked #5 out of 15 factors.</b>                           |
| <b>7</b>  | 23% (n=1442) of north central residents identified <b>freedom from trauma, violence, and addiction</b> as a top factor for a thriving community. <b>This ranked #4 out of 15 factors.</b>                             |
| <b>8</b>  | 19.5% (n=1444) of north central residents identified <b>lack of access to behavioral health services</b> as a top issue impacting their community. <b>This ranked #4 out of 35 issues.</b>                            |
| <b>9</b>  | 14.7% (n=1444) of north central residents identified <b>lack of quality behavioral health services</b> as a top issue impacting their community. <b>This ranked #6 out of 35 issues.</b>                              |
| <b>10</b> | <b>Increase mental health supports and resources</b> emerged as theme in the pulse survey series when clients/patients were asked to identify ways in which to promote each other's wellbeing and not just their own. |



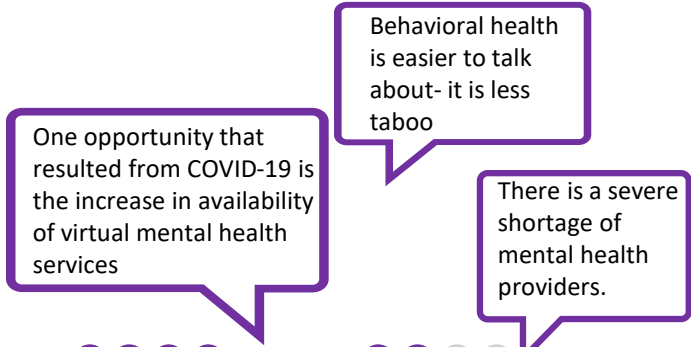
Taking collaboration to the next step and acting on needs, such as mental health

Need to decrease stigma

Build trust. Create easy access to services



Community Collaborative assessments in 8 out of 10 counties identified. Access to mental health services as an issue



One opportunity that resulted from COVID-19 is the increase in availability of virtual mental health services

Behavioral health is easier to talk about- it is less taboo

There is a severe shortage of mental health providers.



5 of 8 Behavioral health services was identified in 5 of 8 topic areas.



2 in 8 Behavioral health services was identified as a top three priority in 2 of 8 topic areas.

**QUESTIONS?**

Email us:  
[mithrive@northernmichiganchir.org](mailto:mithrive@northernmichiganchir.org)

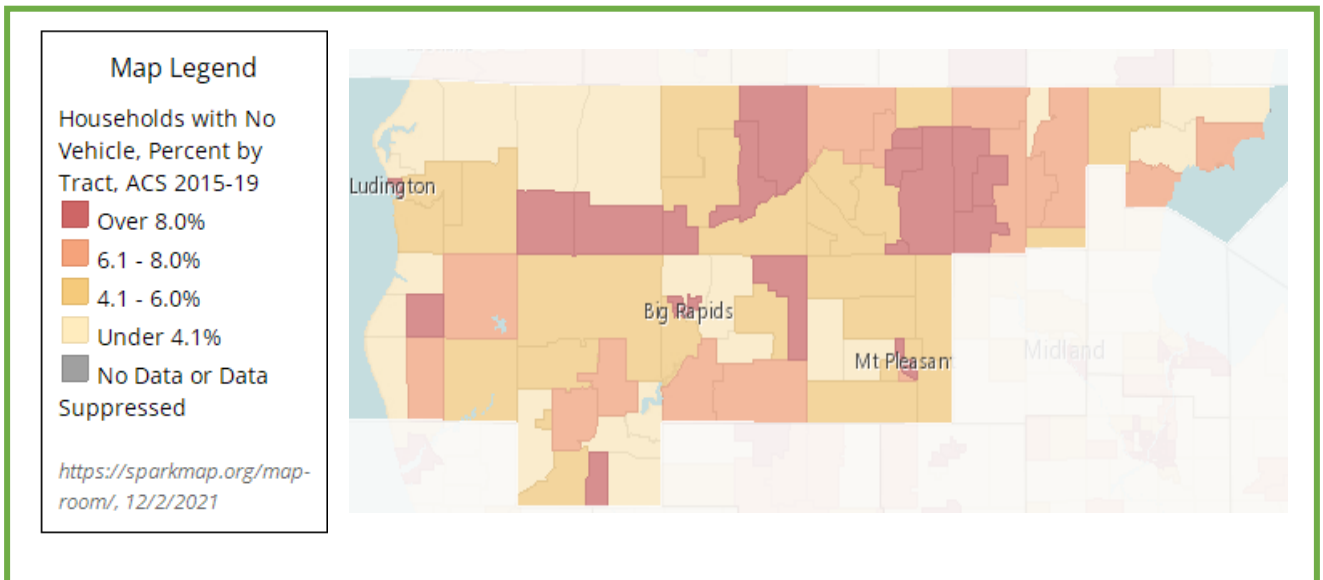


**Importance:** Transportation is a critical factor that influences people’s health and the health of a community. Barriers to transportation options may result in missed or delayed health care visits, increased health expenditures and overall poorer health outcomes.



Geographic disparities exist at the census tract level with a large portion of the **highest percentages of households with no vehicle** around the shared border of **Clare and Gladwin**.

| Indicator<br>*=worse than state average | NWCHIR Average   |
|---|------------------|
| Motor vehicle crash mortality           | 16.1 per 100,000 |
| <b>No household vehicle</b>             | 6.7%             |



**Transportation** emerged as a top theme in **4 of 6** data collection activities.



3 of 8

Transportation was identified in 3 of 8 topic areas.



1 in 8

Transportation was identified as a top three priority in 1 of 8 topic areas.

|          |   |
|----------|---|
| <b>1</b> | 30.8% (n=104) of providers identified <b>reliable transportation</b> as a top factor for a thriving community. <b>This ranked #5 out of 15 factors.</b>   |
| <b>2</b> | 21.2% (n=104) of providers identified <b>unreliable transportation</b> as a top issue impacting their patients/clients. <b>This ranked #5 out of 35 issues.</b>   |
| <b>3</b> | 45.2% (n=104) of providers said <b>transportation resources/services</b> for patients/clients are missing in the community they serve. <b>This ranked #2 out of 13 resources/services.</b>  |
| <b>4</b> | <b>Transportation and long commute</b> emerged as themes in the pulse survey series for clients/patients that scored the following statement low, "There is economic opportunity in the community."   |
| <b>5</b> | <b>Addressing transportation needs</b> emerged as a theme in the pulse survey series when clients/patients were asked to identify ways in which to ensure people in tough life circumstances come to have as good a chance as others do in achieving good health and wellbeing over time. |
| <b>6</b> | <b>Lack of transportation</b> emerged as a theme in the pulse survey series for clients/patients that scored the following statement low, "My community is a good place to age."  |
| <b>7</b> | <b>Improve transportation options</b> emerged as a theme in the pulse survey series when clients/patients were asked to think of ways in which the community can ensure everyone has a chance at living the healthiest life possible.   |

### FOCA: Key Issues

- COVID-19 & working from home has reduced some transportation needs
- Limited access to healthcare & providers in rural areas has increased the need for non-emergency medical transportation and widened the access gap

Communities need Increased transportation options at a reasonable cost and easily accessible

Improvements to public transportation and access for individuals without driver's license/ vehicle/money for gas/insurance

Have a strong transportation system that is growing



4 of 10

Community Collaborative assessments in 4 out of 10 counties identified transportation barriers as impacting the health of their community.

QUESTIONS?

Email us:  
[mithrive@northernmichiganchir.org](mailto:mithrive@northernmichiganchir.org)



**Importance:** Health and wealth are closely linked. Economic disadvantage affects health by limiting choice and access to proper nutrition, safe neighborhoods, transportation and other elements that define standard of living. People who live in socially vulnerable areas live shorter lives and experience reduced quality of life.



|          |  |
|----------|--|
| <b>1</b> | 18.3% (n=104) of providers identified <b>meaningful and rewarding work</b> as a top factor for a thriving community. <b><u>This ranked #7 out of 15 factors.</u></b>   |
| <b>2</b> | 28.8% (n=104) of providers identified <b>economic instability</b> as a top issue impacting their patients/clients. <b><u>This ranked #4 out of 35 issues.</u></b>  |
| <b>3</b> | 26.7% (n=1442) of north central residents identified <b>meaningful and rewarding work</b> as a top factor for a thriving community. <b><u>This ranked #3 out of 15 factors.</u></b>  |
| <b>4</b> | 24.1% (n=1444) of north central residents identified <b>economic instability</b> as a top issue impacting their community. <b><u>This ranked #3 out of 35 issues.</u></b>  |
| <b>5</b> | <b>Lack of job availability and wages</b> emerged as themes in the pulse survey series for clients/patients that scored the following statement low, "There is economic opportunity in the community."   |
| <b>6</b> | <b>Poverty</b> emerged as a theme in the pulse survey series when clients/patients were asked to think about groups that experience relatively good health and those that experience poor health and identify why there might be a difference. |

Family hardship with lack of affordable childcare- women tend to exit workforce as result.

FOCA Bright Spot: innovative programs like **Evart Promise Plus**

There was fear going back to work and it disproportionately impacted low-income workers.

The ALICE population often falls through the cracks .

Emerging and ongoing advocacy efforts for the policy changes needed for the ALICE population.



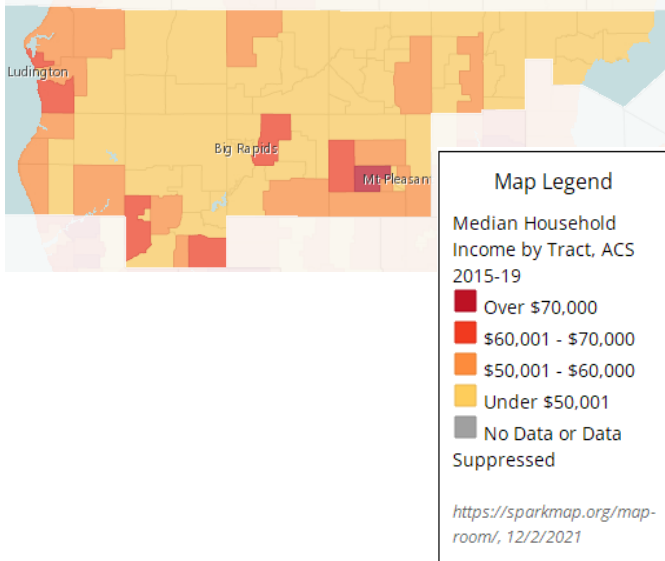
4 of 8  
Economic security was identified in 4 of 8 topic areas.



3 in 8  
Economic security was identified as a top three priority in 3 of 8 topic areas.

**Economic security** emerged as a top theme in **5 of 6** data collection activities.





Geographic disparities exist at the census tract level with **highest household income in Isabella County near Deerfield Township.**

Keep track of the needs that are not met in our community. Discuss the needs not met and how the community can assist.

Provide opportunity for community growth-housing, childcare, employment, school. Families need to know they can THRIVE not just survive

Childcare is needed for working families

| Indicator<br>*=worse than state average       | NCCHIR Average |
|---|----------------|
| Median Household Income*                      | \$45,012       |
| Gross mortgage is >=35% of household income*  | 22.5%          |
| High school graduation rate                   | 82.6%          |
| High school graduate or higher*               | 88.0%          |
| Children 0-5 in Special Education             | 4.2%           |
| Special Education % Child Find                | 99.6%          |
| Children enrolled in early education          | 28.7%          |
| Students not proficient in Grade 4 English*   | 59.1%          |
| ALICE Households*                             | 29.0%          |
| Households below federal poverty level (FPL)* | 17.4%          |
| Families living below the poverty level (%)*  | 12.2%          |
| Population below poverty level*               | 18.9%          |
| Children below poverty level*                 | 26.0%          |
| Unemployment                                  | 3.5%           |
| Income inequality (Gini index)                | 0.44           |



4 of 10

Community Collaborative assessments in 4 out of 10 counties identified access to affordable childcare as an issue for economic stability.

QUESTIONS?

Email us:

[mithrive@northernmichiganchir.org](mailto:mithrive@northernmichiganchir.org)




**Importance:** Health inequities are systematic and unjust differences in opportunities to achieve optimum health and wellbeing. These inequities lead to preventable differences in health status or outcome (health disparities). The dimensions in which health disparities exist can include geographic location, race, ethnicity, disability, age, sexual identity, and socioeconomic status.



|          |  |
|----------|--|
| <b>1</b> | <b>Strengthening community engagement and promoting social justice</b> emerged as themes in the pulse survey series when clients/patients were asked to identify ways in which their community could ensure everyone has a chance at living the healthiest life possible.  |
| <b>2</b> | <b>Strengthen community connection and support</b> emerged as theme in the pulse survey series when clients/patients were asked to identify ways in which we can come together so that people promote each other's wellbeing and not just their own.   |
| <b>3</b> | <b>A lack of community support/connectedness</b> and <b>system navigation issues</b> emerged as themes in the pulse survey series when clients/patients were asked to think about groups that experience relatively good health and those that experience poor health and to identify why that difference may exist. |
| <b>4</b> | 14.9% (n=1442) of north central residents identified <b>belonging and inclusion</b> as a top factor a thriving community.  |
| <b>5</b> | 8.9% (n=1444) of north central residents identified <b>racism and discrimination</b> as a top issue impacting their community.   |

### FOCA: Key Issues

- Lack of diversity limits progress of new ideas and we lose the voice of unique communities, culture, and history
- Leadership looks the same. There is no representation of age, gender, race, experiences and socioeconomic status
- Expanding the table and resident voices could provide real solutions to barriers that may otherwise go unnoticed.
- Our communities would benefit from being a diverse, thriving, safe, and inclusive community.
- Current culture brings all these issues up to the surface and now we can start system change; seeing and recognition of inequity allows us to begin reducing them



4 of 8  
Diversity, equity, and inclusion was identified in 4 of 8 topic areas.

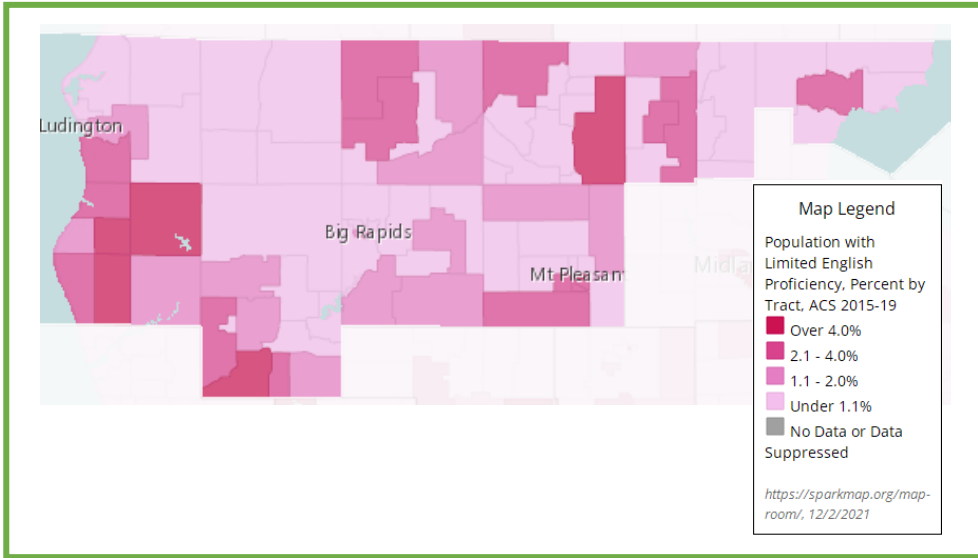


1 in 8  
Diversity, equity, and inclusion was identified as a top three priority in 1 of 8 topic areas.



**Diversity, equity, and inclusion** emerged as a top theme in **4 of 6** data collection activities.

Geographic disparities exist at the census tract level with the **highest percentages of limited English proficiency in Clare, Newaygo, and Oceana**



Create a broad system for identifying disparities.

Increase resident voice and engagement to inform decision-making

There are opportunities locally and regionally to establish a common language around health disparities.



Community Collaborative assessments in 9 out of 10 counties **identified a need for increased diversity and inclusion**

| Indicator<br>*= <i>worse than state average</i>    | NCCHIR Average |
|--|----------------|
| Children 0-5 in Special Education                  | 4.2%           |
| Special Education % Child Find                     | 99.6%          |
| Children enrolled in early education               | 28.7%          |
| Students not proficient in Grade 4 English*        | 59.1%          |
| High school graduation                             | 82.6%          |
| High school graduate or higher*                    | 88.0%          |
| Bachelor's degree or higher*                       | 17.6%          |
| Families living below federal poverty level (FPL)* | 12.2%          |
| ALICE Households*                                  | 29.0%          |

**QUESTIONS?**

Email us:  
[mithrive@northernmichiganchir.org](mailto:mithrive@northernmichiganchir.org)



**Importance:** Access to health services affects a person’s health and well-being. It can prevent disease and disability, detect and treat illness and conditions; and reduce the likelihood of early death and increase life expectancy.



|          |   |
|----------|---|
| <b>1</b> | 53.8% (n=104) of providers identified <b>access to quality healthcare services</b> as a top factor for a thriving community. <b>This ranked #1 out of 15 factors.</b>   |
| <b>2</b> | 34.6% (n=104) of providers identified <b>disease and illness prevention</b> as a top factor for a thriving community. <b>This ranked #4 out of 15 factors.</b>  |
| <b>3</b> | 19.2 (n=104) of providers identified <b>lack of access to healthcare services</b> as a top issue impacting the community they serve. <b>This ranked #6 out of 35 issues.</b>  |
| <b>4</b> | 35.6% (n=104) of providers said <b>primary care services for patients/clients</b> are missing in the community they serve. <b>This ranked #4 out of 13 resources/services.</b>  |
| <b>5</b> | 42.6% (n=1442) of north central residents identified <b>access to quality healthcare services</b> as a top factor for a thriving community. <b>This ranked #2 out of 15 factors.</b>  |
| <b>6</b> | <b>Improve the healthcare system</b> emerged as a theme in the pulse survey series when clients/patients were asked to identify ways we can ensure people in tough life circumstance come to have as good a chance as others do in achieving good health and wellbeing over time. |
| <b>7</b> | <b>Healthcare and insurance</b> emerged as themes in the pulse survey series when clients/patients were asked to identify why some groups of people experience relatively good health as compared to those that experience poor health.   |

### FOCA: Key Issues

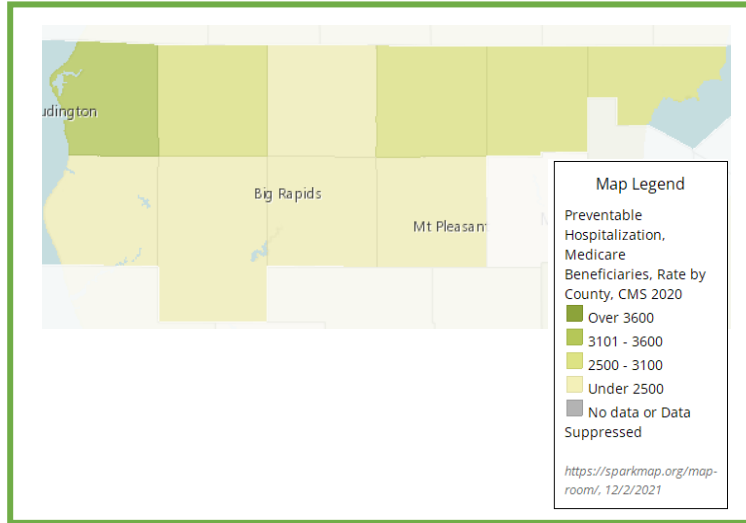
- The healthcare workforce isn’t sufficient.
- COVID-19 and healthcare access issues have led to less preventative care and poor health outcomes.
- Accessing healthcare through telehealth has been helpful to some but broadband access is limited for others.
- Funding for health services and recruiting providers in rural areas is an ongoing challenge.
- Health insurance & insurance changes result in health inequities.



**Healthcare** emerged as a top theme in **5 of 6** data collection activities.

| Indicator<br>*= <b>worse than state average</b> | NCCHIR Average    |
|---|-------------------|
| Breast cancer incidence                         | 54.7 per 100,000  |
| Self-reported health fair or poor*              | 22.6%             |
| All Cancer Incidence                            | 432.4 per 100,000 |
| Average HPSA Score- Dental Health*              | 19.1              |
| Liver disease mortality*                        | 15.1 per 100,000  |
| Injury mortality*                               | 81.4 per 100,000  |
| Uninsured*                                      | 7.9%              |
| No personal health checkup in the past year     | 16.8%             |
| Preventable hospital stays (Medicare enrollees) | 3,968 per 100,000 |
| Average HPSA Score – Primary Care*              | 16.1              |
| Fully immunized toddlers (aged 19-35 months)*   | 67.6%             |
| Colorectal cancer incidence*                    | 37.8 per 100,000  |
| All cancer mortality*                           | 178.2 per 100,000 |
| Diabetes mortality*                             | 22.9 per 100,000  |
| Heart disease mortality*                        | 199.2 per 100,000 |
| YPLL Pneumonia/Flu                              | 88.0 per 100,000  |
| Chronic lower respiratory disease mortality*    | 57.1 per 100,000  |
| Kidney disease mortality*                       | 17.1 per 100,000  |
| Oral cavity and pharynx cancer incidence*       | 12.8 per 100,000  |
| Lung and bronchus cancer incidence*             | 76.2 per 100,000  |
| Ever told diabetes (adults)                     | 13.3%             |
| Ever told COPD (adults)                         | 10.5%             |
| All causes of death*                            | 814.9 per 100,000 |

Geographic disparities exist at the county level with the **highest preventable hospitalization rate in Mason County.**



Would like to see greater access to all healthcare and healthier living styles and standards

When transporting across county lines, drop off for medical appointments

Need for more home visits or case managers to help support individuals



3 of 10  
Community Collaborative assessments in 3 out of 10 counties identified access to healthcare issues

**QUESTIONS?**

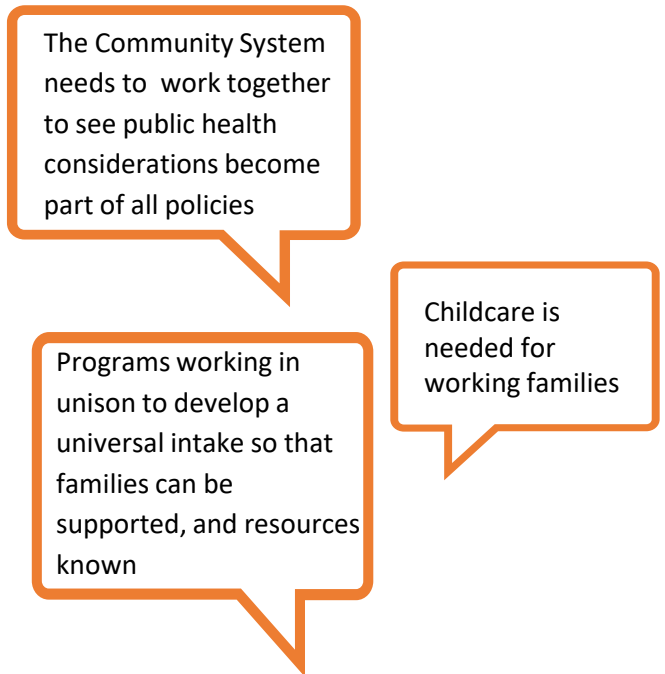
Email us:  
[mithrive@northernmichiganchir.org](mailto:mithrive@northernmichiganchir.org)



**Importance:** Witnessing or being a victim of child maltreatment, youth violence, intimate partner, violence, bullying, or elder abuse are linked to lifelong physical, emotional, and social consequences.



|          |   |
|----------|---|
| <b>1</b> | 18.3% (n=104) of providers identified <b>freedom from trauma, violence, and addiction</b> as a top factor for a thriving community. <b>This ranked #7 out of 15 factors.</b>              |
| <b>2</b> | 23% (n=1442) of north central residents identified <b>freedom from trauma, violence, and addiction</b> as a top factor for a thriving community. <b>This ranked #4 out of 15 factors.</b> |
| <b>3</b> | <b>Safety concerns</b> emerged as a theme in the pulse survey series for clients/patients that scored the following statement low, "My community is a good place to age."                 |
| <b>4</b> | <b>Safety concerns</b> emerged as a theme in the pulse survey series for clients/patients that scored the following statement low, "My community is a good place to raise children."      |
| <b>5</b> | 14.9% (n=1442) of north central residents identified <b>belonging and inclusion</b> as a top factor for a thriving community.   |
| <b>6</b> | 8.9% (n=1444) of north central residents identified <b>racism and discrimination</b> as a top issue impacting their community.  |



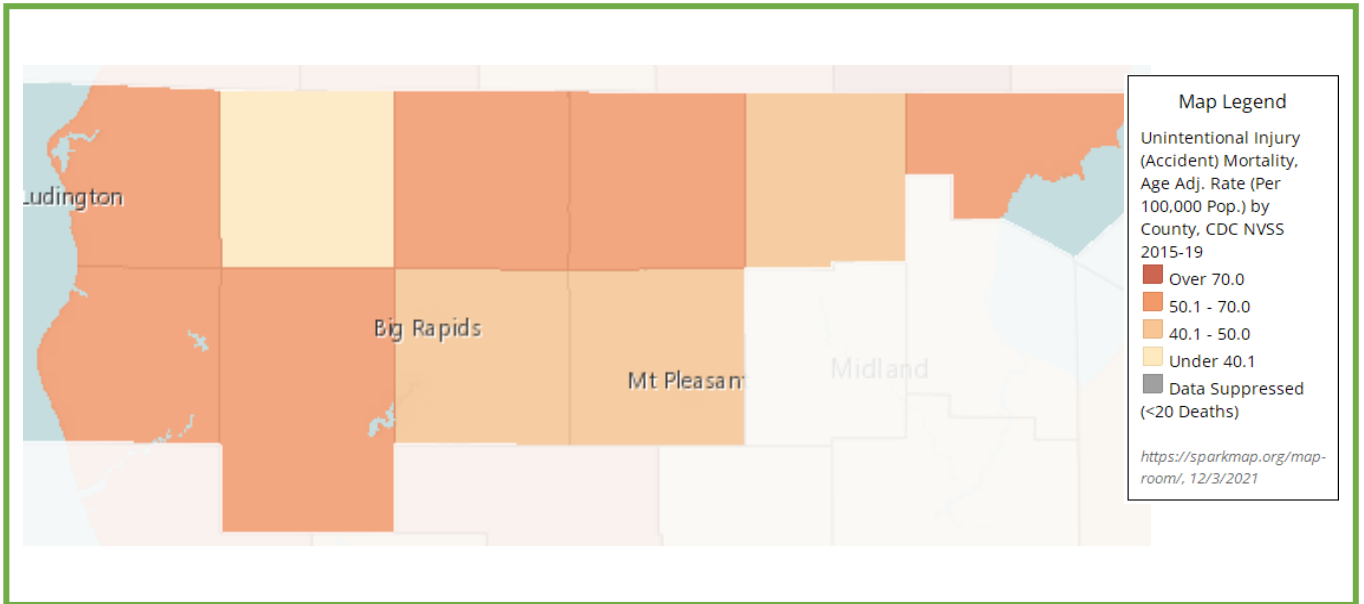
The Community System needs to work together to see public health considerations become part of all policies

Programs working in unison to develop a universal intake so that families can be supported, and resources known

Childcare is needed for working families




**Safety and wellbeing** emerged as a top theme in **4 of 6** data collection activities.



Geographic disparities exist at the county level with **higher age-adjusted rates of unintentional injury in Arenac, Clare, Mason, Oceana, Osceola, and Newaygo**

Racial issues were identified, and the safety of various communities is in question with political climate


| Indicator<br>*=worse than state average | NCCHIR Average   |
|---|------------------|
| Teens with 2+ ACES                      | 36.3%            |
| Child abuse/neglect rate*               | 169.2 per 1,000  |
| Injury mortality*                       | 81.4 per 100,000 |
| Unintentional injuries                  | 40.0 per 100,000 |
| Motor vehicle crash mortality           | 16.1 per 100,000 |



  
**QUESTIONS?**  
 Email us:  
[mithrive@northernmichiganchir.org](mailto:mithrive@northernmichiganchir.org)  




**Importance:** High-speed internet is necessary for many aspects of modern life such as remote work and schooling, telemedicine, online banking and connecting with family and friends. Attaining broadband access is associated with improved health outcomes. by increasing access to health care via telemedicine, improving economic stability through opportunities for telework and job search opportunities, and increasing food access with online grocery shopping.



**1** **Geographic location and rurality** emerged as themes in the pulse survey series when clients/patients were asked to identify why some groups of people experience relatively good health where others don't.

We need to have the ability to have affordable broadband access

Our rural areas do not have the level of accessibility to broadband to break down barriers

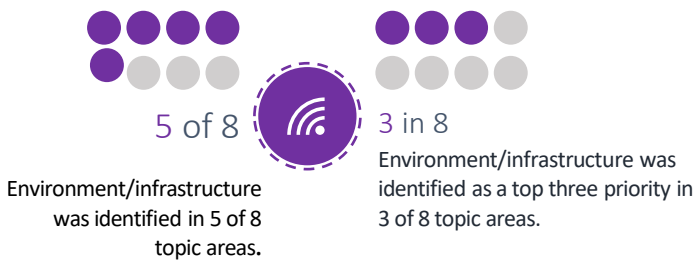
There is a need for broadband internet access in rural areas



Lack of broadband access limits access to healthcare, ability to work from home, and participate in school.

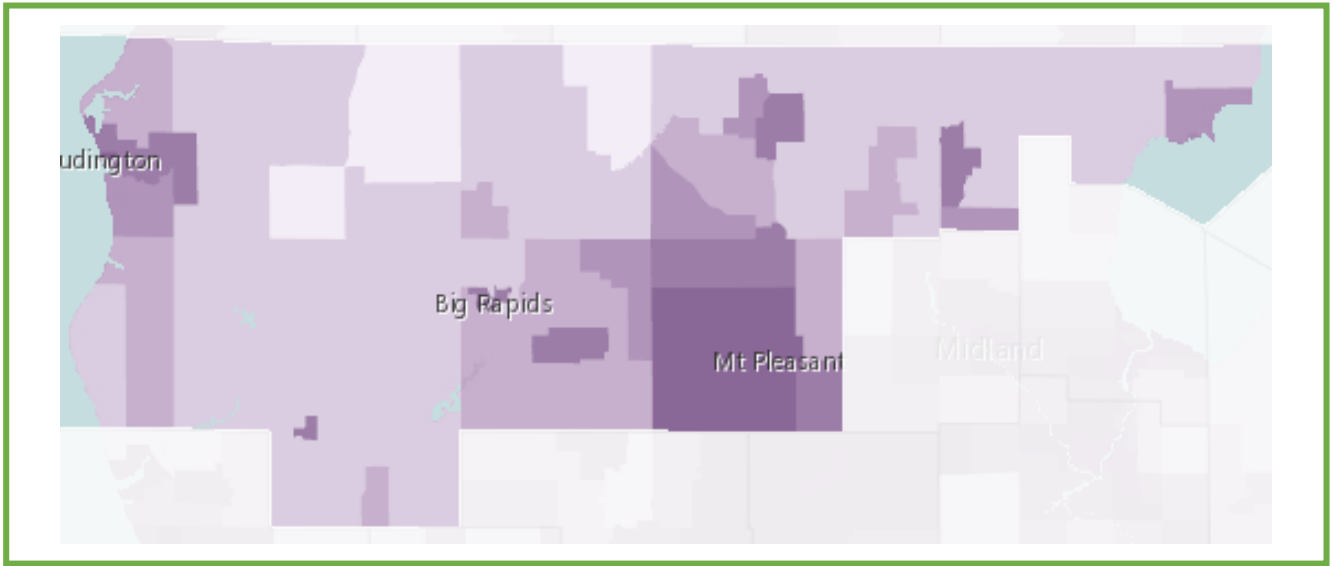
For many broadband is unreliable, unaffordable or unavailable

Infrastructure related to broadband widens rural communities access gap.



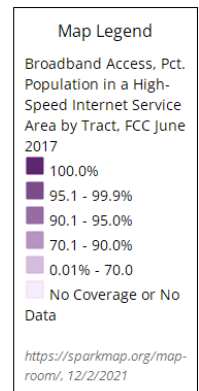
**Broadband** emerged as a top theme in **4 of 6** data collection activities.





Geographic disparities exist at the census tract level with **majority of the region** having **less than 70.1% of the population** located in a **high-speed internet service area**.

| Indicator<br>*=worse than state average | NCCHIR Average |
|---|----------------|
| Homes with broadband internet*          | 76.6%          |



QUESTIONS?

Email us:  
mithrive@northernmichiganchir.org




**Importance:** Food insecurity is influenced by a number of factors, including income, employment, race/ethnicity, and disability. Neighborhood conditions, like food deserts or limited transportation options make it more difficult to meet household food needs.



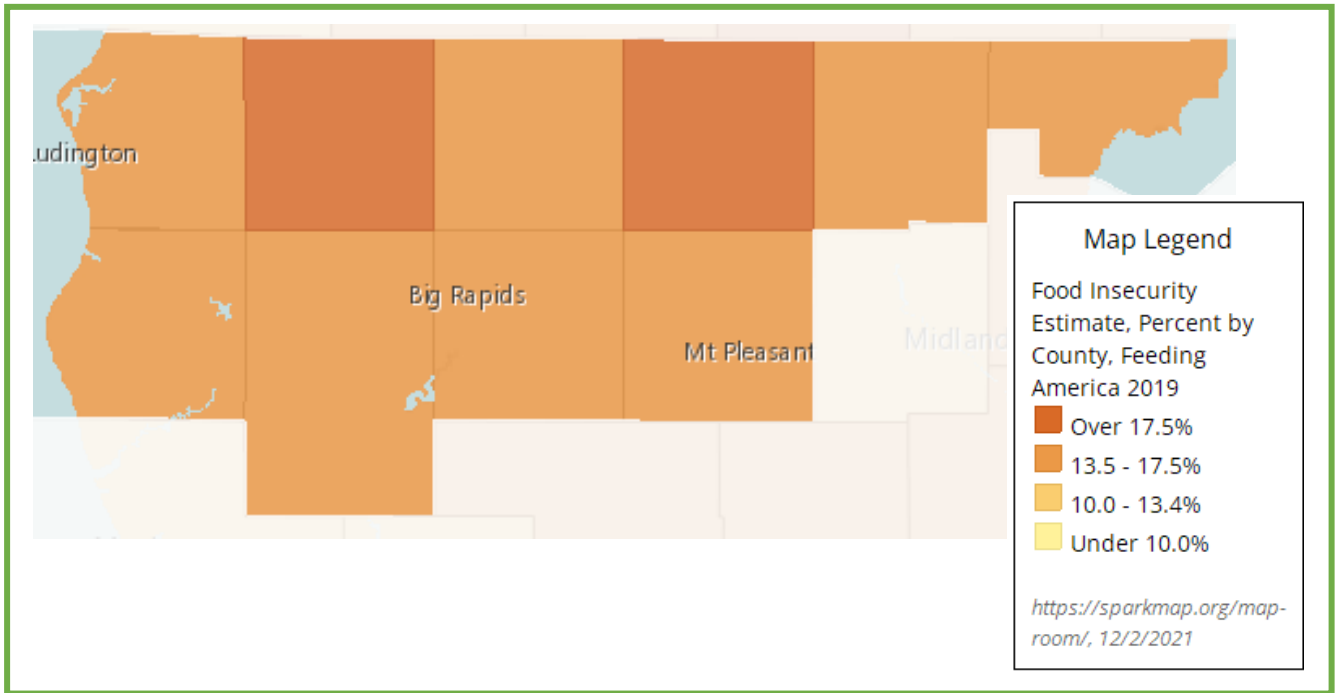
- 25% (n=104) of providers identified **access to nutritious food** as a top factor for a thriving community. This ranked #6 out of 15 factors.
- 20.4% (n=1442) of north central residents identified **access to nutritious food** as a top factor for a thriving community. This ranked #6 out of 15 factors.
- Combating food insecurity** emerged as a theme in the pulse survey series when clients/patients were asked to identify ways in which the community could ensure everyone has a chance at living the healthiest life possible.

**FOCA OPPORTUNITY:**

COVID-19 encouraged more grocery stores and app-based businesses to provide home deliveries and curbside services that had a positive impact on residents getting their food needs met.



**Food** emerged as a top theme in 4 of 6 data collection activities.



Geographic disparities exist at the county level with **higher percentages of food insecurity in Clare and Lake**

| Indicator<br>*= <i>worse than state average</i> | NCCHIR Average |
|---|----------------|
| SNAP authorized stores                          | 1.22 per 1,000 |
| <b>Population food insecurity*</b>              | 15.9%          |
| <b>Child food insecurity*</b>                   | 18.5%          |
| <b>Children 0-4 receiving WIC*</b>              | 59.1%          |
| Teens with 5+ fruits/vegetables per day         | 25.3%          |
| Obesity (teens)                                 | 18.9%          |
| Obesity (adults)                                | 36.4%          |
| Overweight (teens)                              | 16.2%          |
| Overweight (adults)                             | 36.1%          |

QUESTIONS?

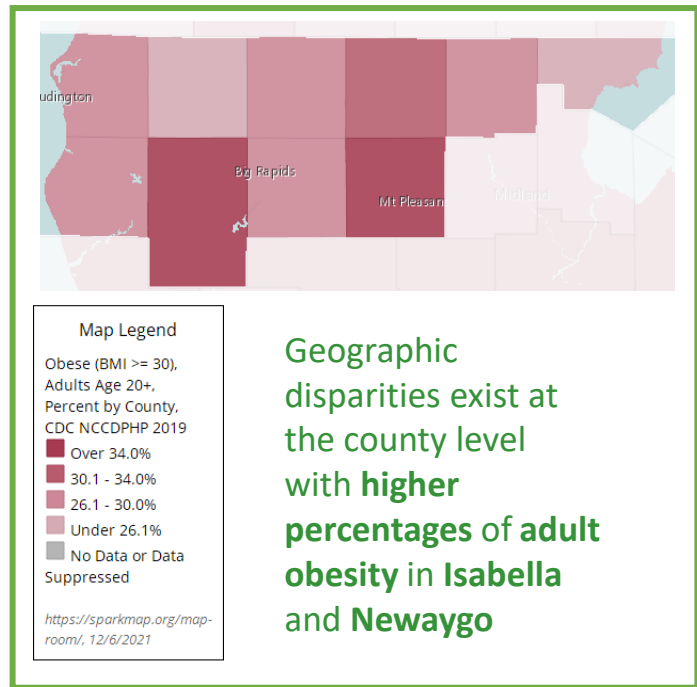
Email us:  
[mithrive@northernmichiganchir.org](mailto:mithrive@northernmichiganchir.org)



**Importance:** Obesity is a complex health issue resulting from a combination of causes and factors such as genetics, individual behavior, environment, access to food, education and skills, and income. Consequences of obesity include poorer mental health outcomes, reduced quality of life, and comorbidities.



- 32.7% (n=104) of providers identified **obesity** as a top issue impacting their patients/clients. This ranked #2 out of 35 issues.
- 34.6% (n=104) of providers identified **disease and illness prevention** as a top factor for a thriving community. This ranked #4 out of 15 factors.
- 25% (n=104) of providers identified **access to nutritious food** as a top factor for a thriving community. This ranked #6 out of 15 factors.
- 12.5% (n=1444) of north central residents identified **obesity** as a top issue their community. This ranked #7 out of 35 issues.
- 20.4% (n=1444) of north central residents identified **access to nutritious food** as a top factor for a thriving community. This ranked #6 out of 15 factors.
- Promote nutrition and physical activity** emerged as a theme in the pulse survey series when clients/patients were asked to identify ways in which the community could ensure everyone has a chance at living the healthiest life possible.
- Improved health education efforts/awareness** emerged as a theme in the pulse survey series when clients/patients were asked to identify ways in which the community can come together so that people promote each other's wellbeing and not just their own.

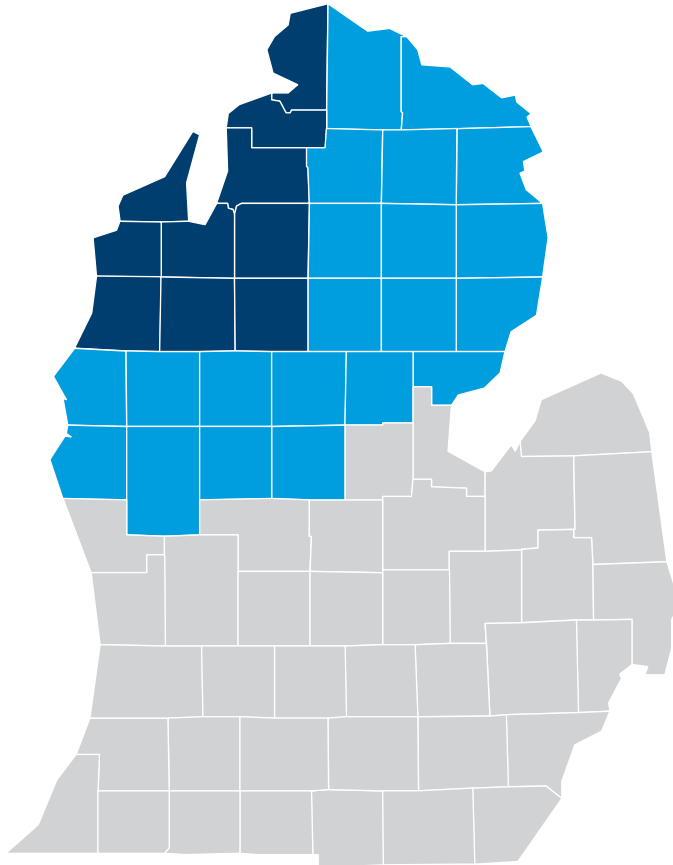


| Indicator<br>* = higher than state average | NCCHIR Average |
|--|----------------|
| Teens with 5+ fruits/vegetables per day    | 25.3%          |
| Obesity (teens)                            | 18.9%          |
| Obesity (adults)                           | 36.4%          |
| Overweight (teens)                         | 16.2%          |
| Overweight (adults)                        | 36.1%          |

**Obesity** emerged as a top theme in **4 of 6** data collection activities.

**QUESTIONS?**

Email us:  
[mithrive@northernmichiganchir.org](mailto:mithrive@northernmichiganchir.org)



## 2021 Northwest MiThrive Data Briefs

**Published: January 2022**

*Antrim, Benzie, Charlevoix, Emmet, Grand Traverse, Kalkaska,  
Leelanau, Manistee, Missaukee, and Wexford*

# Assessment Snapshot

The **Forces of Change Assessment (FOCA)** aims to answer the following questions:

- What is occurring or might occur that affects the health and wellbeing of our community?
- What specific threats or opportunities are generated by these occurrences?

Forces of change are trends, factors, and events *outside of our control* that may influence the health of our community or the system of organizations supporting the community, both in the recent past and the foreseeable future.

## The FOCA Topic Areas:

1. Government Leadership & Budgets, Spending Priorities
2. Sufficient Health Care Workforce
3. Access to Health Services
4. Population Demographics
5. Economic Environment
6. Access to Social Services
7. Social Context
8. COVID-19 Pandemic

The **Community System Assessment (CSA)** aims to answer the following question:

- What are the components, activities, competencies, and capacities in our local systems?

## The CSA assessed performance measures for 8 topic areas:

1. Resources
2. Policies
3. Data Access & Capacity
4. Community Alliances
5. Workforce
6. Leadership
7. Community Power/Engagement
8. Capacity for Health Equity

The CSA was conducted at the regional level. Additional data was then collected at the county-level through facilitated conversations at community collaboratives.

The **Community Health Status Assessment (CHSA)** aims to answer the following questions:

- How healthy are our residents?
- What does the health status of our community look like?

The answers to these questions were measured by collecting 100 secondary indicators from 20 different sources including the US Census Bureau, Centers for Disease Control, and Michigan Department of Health and Human Services. The table in green shows select indicators relevant to the strategic issue.

For each strategic issue, a map related to one of the indicators in the table is visualized at either the census-tract or county level. A brief statement highlighting the geographical disparities is located near the map.

The **Community Themes and Strengths Assessment (CTSA)** aims to answer the following questions:

- What is important to the community?
- How is quality of life perceived in the community?
- What assets does the community have that can be used to improve community health?

The CTSA collected data using 3 different methods:

1. **Pulse Survey Series:** Four, three question mini client interviews conducted by community partners with clients and patients. Topics included education, aging, disability, and economic security.
2. **Community Survey:** This survey was conducted through an online and paper format and asked questions about what makes a thriving community, current issues impacting the health of the community, and quality of life questions.
3. **Provider Survey:** This survey was conducted through an online format and targeted individuals providing direct care and services.

# Data Brief Navigation Guide

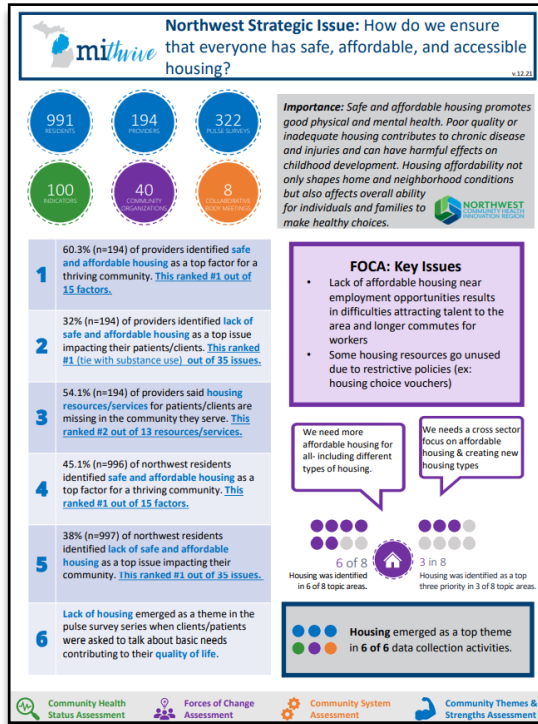
Data was collected 6 different ways. Each circle represents a different data collection method.

Data collected in the Community Themes and Strengths Assessment is shown in blue. Data was collected through a community survey, provider survey, and pulse surveys as reflected by the 3 blue circles.

Strategic issue

Data collected in the Community Health Status Assessment is shown in green. Indicators in bold had a state value available to compare to. If the regional value was worse than the state value (meaning of worse depends on what the indicator is measuring) an asterisk is placed next to the indicator title.

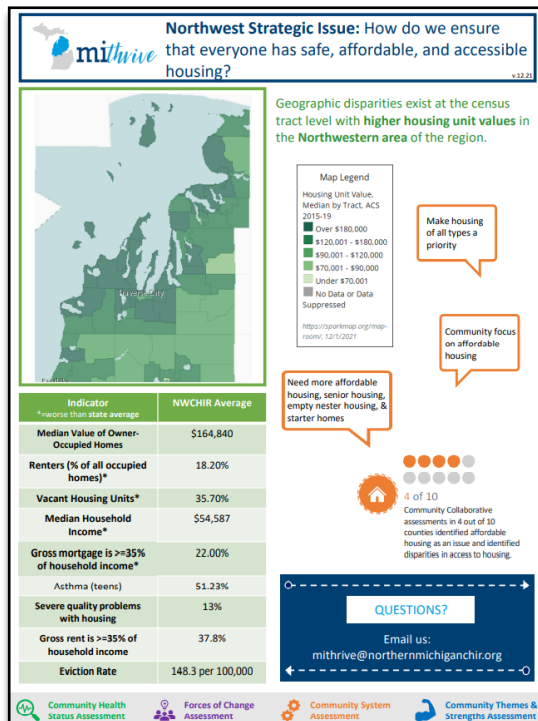
\*This remains true for all strategic issues besides COVID-19 where the asterisk represents a regional value higher than the state value.



Importance Statement

Data collected in the Forces of Change Assessment is shown in purple. The dot illustration represents how often the strategic issue was identified in one of the 8 topic areas (left) and as a top priority within a topic area (right)

This graphic illustrates where a topic or theme emerged in the different data collection methods.



Data collected in the Community System Assessment is shown in orange. The dot illustration represents the number of community collaboratives in which a topic or theme emerged. The comment boxes indicate comments from participants regarding recurring themes.

Color coded key illustrating the 4 MiThrive assessments

# Data Brief Acronyms

| Acronym                           | What does it stand for?                     | What does it mean?  |
|-----------------------------------|---|---|
| <b>YPLL</b>                       | Years Potential Life Lost                   | The difference between a predetermined end point (usually age 75 and the age at death for death(s) that occurred prior to that end point age  |
| <b>ALICE</b>                      | Asset Limited, Income Constrained, Employed | The ALICE population represents those among us who are working, but due to childcare costs, transportation challenges, high cost of living and so much more are living paycheck to paycheck.                          |
| <b>FPL</b>                        | Federal Poverty Level                       | A measure of income issued every year by the Department of Health and Human Services used to determine eligibility for certain programs and benefits.   |
| <b>ACE(s)</b>                     | Adverse Childhood Experience(s)             | Potentially traumatic events that occur in childhood (0-17 years)   |
| <b>HPSA</b>                       | Health Professional Shortage Area           | Geographic areas, populations, or facilities with a shortage of primary, dental or mental health care providers.  |
| <b>WIC</b>                        | Women Infants Children                      | Aims to safeguard the health of low-income women, infants, and children up to age 5 who are at nutrition risk by providing nutritious foods to supplement diets, information on healthy eating, and referrals to care |
| <b>COPD</b>                       | Chronic Obstructive Pulmonary Disorder      | Chronic inflammatory lung disease that causes obstructed airflow from the lungs.  |
| <b>Description of per 100,000</b> |   | Rates take into account the number of cases/deaths/etc. and the population size. Rate per 100,000 is calculated by taking the total number of cases divided by the total population and multiplied by 100,000.        |
| <b>Description of Gini index</b>  |   | measure of income inequality.; It ranges from 0, indicating perfect equality (everyone receives an equal share), to 1, perfect inequality (only one recipient or group of recipients receives all the income)         |





**Importance:** Safe and affordable housing promotes good physical and mental health. Poor quality or inadequate housing contributes to chronic disease and injuries and can have harmful effects on childhood development. Housing affordability not only shapes home and neighborhood conditions but also affects overall ability for individuals and families to make healthy choices.

|          |  |
|----------|--|
| <b>1</b> | 60.3% (n=194) of providers identified <b>safe and affordable housing</b> as a top factor for a thriving community. <u>This ranked #1 out of 15 factors.</u>                                      |
| <b>2</b> | 32% (n=194) of providers identified <b>lack of safe and affordable housing</b> as a top issue impacting their patients/clients. <u>This ranked #1 (tie with substance use) out of 35 issues.</u> |
| <b>3</b> | 54.1% (n=194) of providers said <b>housing resources/services</b> for patients/clients are missing in the community they serve. <u>This ranked #2 out of 13 resources/services.</u>              |
| <b>4</b> | 45.1% (n=996) of northwest residents identified <b>safe and affordable housing</b> as a top factor for a thriving community. <u>This ranked #1 out of 15 factors.</u>                            |
| <b>5</b> | 38% (n=997) of northwest residents identified <b>lack of safe and affordable housing</b> as a top issue impacting their community. <u>This ranked #1 out of 35 issues.</u>                       |
| <b>6</b> | <b>Lack of housing</b> emerged as a theme in the pulse survey series when clients/patients were asked to talk about basic needs contributing to their <b>quality of life</b> .                   |

### FOCA: Key Issues

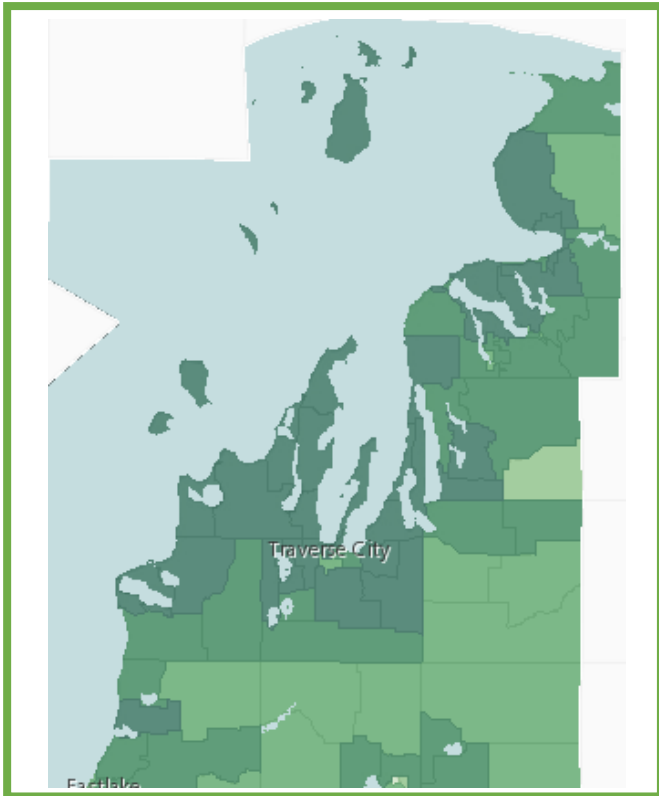
- Lack of affordable housing near employment opportunities results in difficulties attracting talent to the area and longer commutes for workers
- Some housing resources go unused due to restrictive policies (ex: housing choice vouchers)

We need more affordable housing for all- including different types of housing.

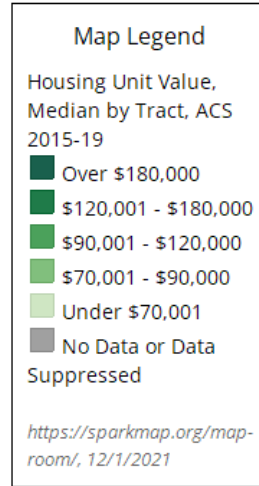
We need a cross sector focus on affordable housing & creating new housing types



**Housing** emerged as a top theme in **6 of 6** data collection activities.



Geographic disparities exist at the census tract level with **higher housing unit values** in the **Northwestern area** of the region.



Make housing of all types a priority

Community focus on affordable housing

Need more affordable housing, senior housing, empty nester housing, & starter homes

| Indicator                                    | NWCHIR Average    |
|--|-------------------|
| *=worse than state average                   |                   |
| Median Value of Owner-Occupied Homes         | \$164,840         |
| Renters (% of all occupied homes)*           | 18.20%            |
| Vacant Housing Units*                        | 35.70%            |
| Median Household Income*                     | \$54,587          |
| Gross mortgage is >=35% of household income* | 22.00%            |
| Asthma (teens)                               | 51.23%            |
| Severe quality problems with housing         | 13%               |
| Gross rent is >=35% of household income      | 37.8%             |
| Eviction Rate                                | 148.3 per 100,000 |



4 of 10  
Community Collaborative assessments in 4 out of 10 counties identified affordable housing as an issue and identified disparities in access to housing.

QUESTIONS?

Email us:  
mithrive@northernmichiganchir.org



**Importance:** Substance misuse impact people's chances of living long, healthy, and productive lives. It can decrease quality of life, academic performance, and workplace productivity; increases crime and motor vehicle crashes and fatalities; and raises health care costs for acute and chronic conditions.



There is a gap in opportunity within different populations. In prevention there is overlap with treatment and recovery so people in treatment and/or recovery are speaking out, but active users hide and are not willing to be reached.

Encourage people to engage without fear of threat to societal status – reduce stigma

Increase interaction with groups such as, ALANON, NA, AA, which continue to want to be anonymous

Need expanded substance misuse treatment opportunities

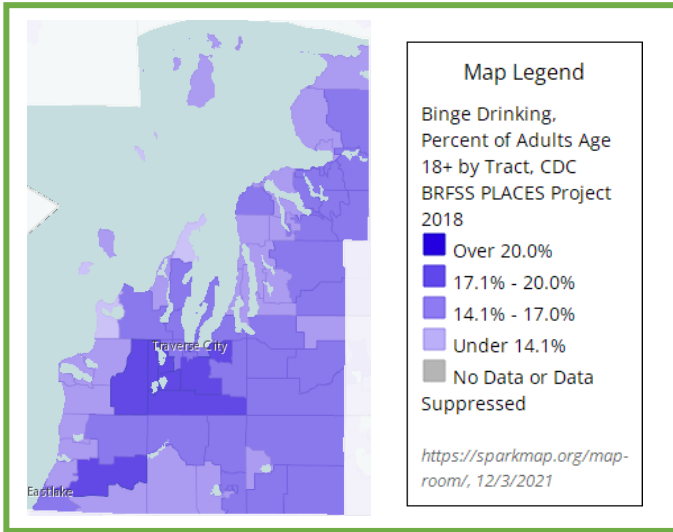


4 of 10 Community Collaborative assessments in 4 out of 10 counties identified **issues with access to substance misuse prevention and treatment related to stigma and inclusion**

- 1** 28.4% (n=194) of providers identified **freedom from trauma, violence, and addiction** as a top factor for a thriving community. **This ranked #4 out of 15 factors.**
- 2** 32% (n=194) of providers identified **substance use** as a top issue impacting their patients/clients. **This ranked #1 (tie with housing) out of 35 issues.**
- 3** 41.8% (n=194) of providers said **substance abuse services** for patients/clients are missing in the community they serve. **This ranked #4 out of 13 resources/services.**
- 4** 23.7% (n=996) of northwest residents identified **freedom from trauma, violence, and addiction** as a top factor for a thriving community. **This ranked #3 out of 15 factors.**
- 5** 23.1% (n=997) of northwest residents identified **substance use** as a top issue impacting their community. **This ranked #2 out of 35 issues.**

**Substance misuse** emerged as a top theme in **5 of 6** data collection activities.

Geographic disparities exist at the census tract level with the **highest percentages of binge drinking in Benzie, Grand Traverse, and Manistee.**



We need to stop the silos of care and stigma of receiving treatment.

There is limited availability and high costs of receiving treatment.



3 of 8

Substance misuse was identified in 3 of 8 topic areas.



1 in 8

Substance misuse was identified as a top three priority in 1 of 8 topic areas.

| Indicator<br>*= <i>worse than state average</i>  | NWCHIR Average   |
|--|------------------|
| <b>Liver Disease Mortality</b>                   | 15.8 per 100,000 |
| Smoked cigarettes in past 30 days (teens)        | 5.5%             |
| Teens with 2+ ACES                               | 35.6%            |
| <b>Oral Cavity and Pharynx Cancer*</b>           | 12.8 per 100,000 |
| <b>Lung and Bronchus Cancer</b>                  | 60.7 per 100,000 |
| Asthma (teens)                                   | 51.23%           |
| <b>Ever told COPD (adults)*</b>                  | 9.9 per 100,000  |
| Binge drinking (adults)                          | 16.0%            |
| Used prescription drugs w/o prescription (teens) | 3.5%             |
| Used marijuana in past 30 days (teens)           | 10.1%            |
| Had a drink of alcohol in past 30 days (teens)   | 12.8%            |
| Smoked cigarettes in past 30 days (teens)        | 5.5%             |
| Used chew tobacco in past 30 days (teens)        | 3.1%             |
| Vaped in past 30 days (teens)                    | 13.1%            |
| <b>Opioid related hospitalizations</b>           | 13.3 per 100,000 |
| <b>Motor vehicle crash involving alcohol</b>     | 28%              |
| <b>Drug-Induced Mortality</b>                    | 12.4 per 100,000 |
| <b>Alcohol-Induced Mortality*</b>                | 18.6 per 100,000 |

**QUESTIONS?**

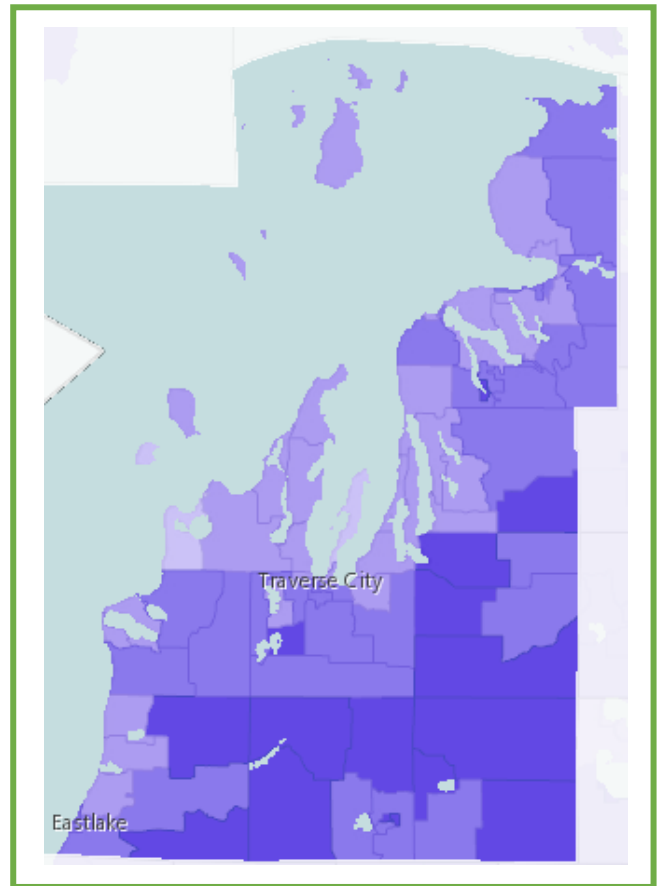
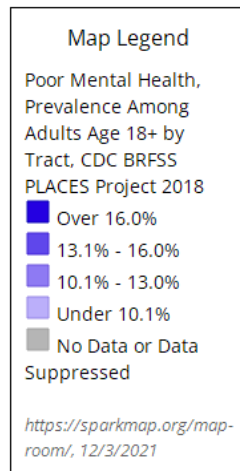
Email us:  
[mithrive@northernmichiganchir.org](mailto:mithrive@northernmichiganchir.org)



**Importance:** Mental health is essential to a person's wellbeing, healthy relationships, and ability to live a full life. It also plays a major role in people's ability to maintain good physical health because mental illness increases risk for many chronic health conditions.



Geographic disparities exist at the census tract level with the **highest percentages of poor mental health in Grand Traverse, Kalkaska, Manistee, Missaukee, and Wexford.**



| Indicator<br>*= <b>worse than state average</b> | NWCHIR Average   |
|---|------------------|
| Teens with 2+ ACES                              | 35.6%            |
| <b>Alzheimer's/Dementia Mortality*</b>          | 40.0 per 100,000 |
| <b>Poor mental health 14+ days (adult)</b>      | 12.3%            |
| Major depressive episode (teen)                 | 48.3%            |
| <b>Average HPSA Score – Mental Health*</b>      | 15.3             |
| <b>Intentional Self-Harm*</b>                   | 20.9 per 100,000 |

**Mental health** emerged as a top theme in **6 of 6** data collection activities.

|           |   |
|-----------|---|
| <b>1</b>  | 36.1% (n=194) of providers identified <b>access to quality behavioral health services</b> as a top factor for a thriving community. <u><a href="#">This ranked #3 out of 15 factors.</a></u>              |
| <b>2</b>  | 28.4% (n=194) of providers identified <b>freedom from trauma, violence, and addiction</b> as a top factor for a thriving community. <u><a href="#">This ranked #4 out of 15 factors.</a></u>              |
| <b>3</b>  | 27.8% (n=194) of providers identified <b>lack of access to behavioral health services</b> as a top issue impacting their patients/clients. <u><a href="#">This ranked #2 out of 35 issues.</a></u>        |
| <b>4</b>  | 27.7% (n=194) of providers identified <b>lack of quality behavioral health services</b> as a top issue impacting their patients/clients. <u><a href="#">This ranked #4 out of 35 issues.</a></u>          |
| <b>5</b>  | 66.5% (n=194) of providers said <b>mental health resources/services</b> for patients/clients are missing in the community they serve. <u><a href="#">This ranked #1 out of 13 resources/services.</a></u> |
| <b>6</b>  | 18.9% (n=996) of northwest residents identified <b>access to quality behavioral health services</b> as a top factor for a thriving community. <u><a href="#">This ranked #7 out of 15 factors.</a></u>    |
| <b>7</b>  | 23.7% (n=996) of northwest residents identified <b>freedom from trauma, violence, and addiction</b> as a top factor for a thriving community. <u><a href="#">This ranked #3 out of 15 factors.</a></u>    |
| <b>8</b>  | 17.8% (n=997) of northwest residents identified <b>lack of access to behavioral health services</b> as a top issue impacting their community. <u><a href="#">This ranked #4 out of 35 issues.</a></u>     |
| <b>9</b>  | 14.0% (n=997) of northwest residents identified <b>lack of quality behavioral health services</b> as a top issue impacting their community. <u><a href="#">This ranked #6 out of 35 issues.</a></u>       |
| <b>10</b> | <b>Increased mental health support</b> emerged as a theme in the pulse survey series when clients/patients were asked to talk about ways to <b>promote the well-being of others.</b>                      |

Increase physician/hospital integration of physical/behavioral health

Need expanded behavioral health treatment opportunities

There are not enough mental health providers – especially for youth

The Northwest Regional Community System Assessment participants identified **barriers to access to mental health services and opportunities to improve the quality of service.**

Suicide rates have increased along with child abuse and family stress.

There is a severe shortage of mental health providers.



**QUESTIONS?**

Email us:  
[mithrive@northernmichiganchir.org](mailto:mithrive@northernmichiganchir.org)



**Importance:** Access to health services affects a person's health and well-being. It can prevent disease and disability, detect and treat illness and conditions; and reduce the likelihood of early death and increase life expectancy.



- 1** 50% (n=194) of providers identified **access to quality healthcare services** as a top factor for a thriving community. **This ranked #2 out of 15 factors.**
- 2** 50% (n=194) of providers identified **disease and illness prevention** as a top factor for a thriving community. **This ranked #7 out of 15 factors.**
- 3** 39.5% (n=996) of northwest residents identified **access to quality healthcare services** as a top factor for a thriving community. **This ranked #2 out of 15 factors.**
- 4** 10.4% (n=997) of northwest residents identified **lack of access to healthcare services** as a top issue impacting their community. **This ranked #7 out of 35 issues.**
- 5** **Improve the healthcare system** emerged as a theme in the pulse survey series when clients/patients were asked to identify ways in which to ensure everyone has a chance at living the healthiest life possible.
- 6** The following themes emerged in the pulse survey series when clients/patients were asked identify ways in which to ensure that people in tough life circumstances come to have as good a chance as others do in achieving good health and wellbeing over time. **Themes:** Change in the healthcare system, improved resource navigation, and insurance.
- 7** **More health education and awareness** emerged as a theme in the pulse survey series when clients/patients were asked to identify ways in which to promote each other's wellbeing and not just their own.

### FOCA: Key Issues

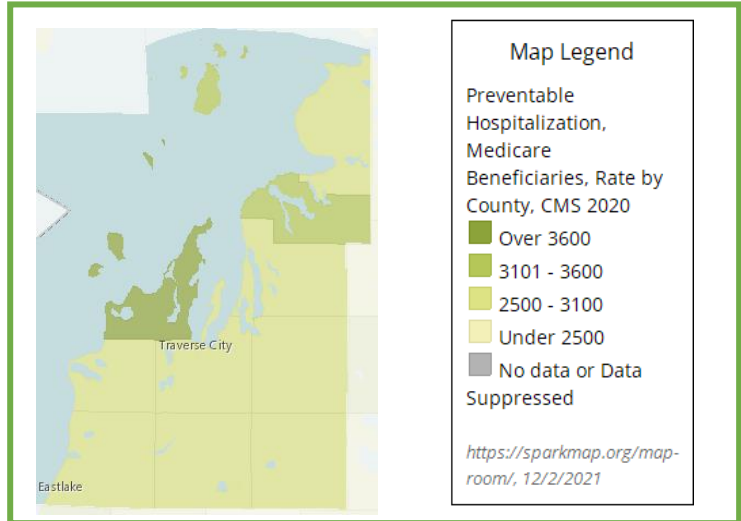
- The healthcare workforce isn't sufficient. Burnout and retirement has impacted the size of the workforce and their experience.
- Accessing healthcare through telehealth has been helpful to some but broadband access is limited for others.
- Funding for health services in rural areas is an ongoing challenge
- Health insurance causes health inequities in access to healthcare services



**Healthcare** emerged as a top theme in **6 of 6** data collection activities.

| Indicator<br>*=-worse than state average        | NWCHIR Average    |
|---|-------------------|
| Breast cancer incidence                         | 61.5 per 100,000  |
| Self-reported health fair or poor*              | 19.9%             |
| All Cancer Incidence*                           | 462.2 per 100,000 |
| Average HPSA Score-Dental Health*               | 19.5              |
| Liver disease mortality*                        | 15.8 per 100,000  |
| Asthma (teens)                                  | 51.2%             |
| Overweight (adults)                             | 36.2%             |
| Alzheimer's/Dementia Mortality*                 | 40.0 per 100,000  |
| Uninsured*                                      | 6.8%              |
| No personal health checkup in the past year     | 14.3%             |
| Preventable hospital stays (Medicare enrollees) | 3,316 per 100,000 |
| Average HPSA Score – Primary Care               | 13.9              |
| Fully immunized toddlers (aged 19-35 months)    | 72.1%             |
| Colorectal cancer incidence*                    | 37.9 per 100,000  |
| All cancer mortality                            | 157.9             |
| Diabetes mortality                              | 20.3 per 100,000  |
| Heart disease mortality                         | 161.9 per 100,000 |
| YPLL Pneumonia/Flu                              | 71.82             |
| Chronic lower respiratory disease mortality*    | 49.8 per 100,000  |
| Kidney disease mortality                        | 10.3 per 100,000  |

Geographic disparities exist at the county level with the **highest preventable hospitalization rate in Leelanau County.**



There is a decrease in the ability to recruit nurses and therapists

Workforce issues are on the increase and should be viewed as a major issue if not addressed

Need to increase dental services availability

The Northwest Regional Community System Assessment identified workforce issues and lack of dental care benefits as impacting access to healthcare. There are disparities in access to dental care for seniors and the Medicaid population.

**QUESTIONS?**

Email us:  
[mithrive@northernmichiganchir.org](mailto:mithrive@northernmichiganchir.org)



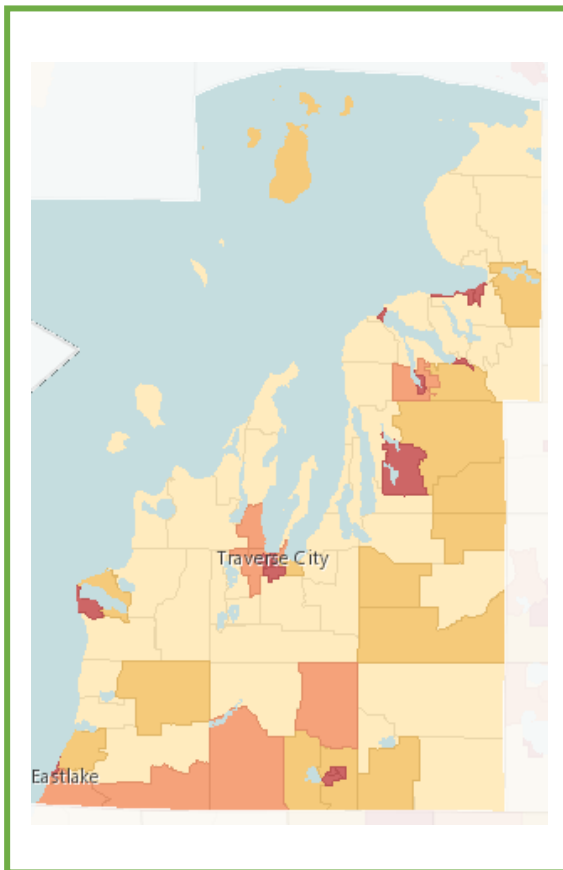


**Importance:** Transportation is a critical factor that influences people’s health and the health of a community. Barriers to transportation options may result in missed or delayed health care visits, increased health expenditures and overall poorer health outcomes.



Geographic disparities exist at the census tract level with the **highest percentages of households with no vehicle in Antrim, Benzie, Charlevoix, Grand Traverse, and Wexford.**

| Indicator<br>*= <b>worse than state average</b> | NWCHIR Average   |
|---|------------------|
| Motor vehicle crash mortality                   | 14.2 per 100,000 |
| <b>No household vehicle</b>                     | 4.9%             |



**Map Legend**

Households with No Vehicle, Percent by Tract, ACS 2015-19

- Over 8.0%
- 6.1 - 8.0%
- 4.1 - 6.0%
- Under 4.1%
- No Data or Data Suppressed

<https://sparkmap.org/map-room/>, 12/2/2021

**Transportation** emerged as a top theme in **4 of 6** data collection activities.



3 of 8

Transportation was identified in 3 of 8 topic areas.



1 in 8

Transportation was identified as a top three priority in 1 of 8 topic areas.

|          |  |
|----------|--|
| <b>1</b> | 24.7% (n=194) of providers identified <b>reliable transportation</b> as a top factor for a thriving community. <u><a href="#">This ranked #6 out of 15 factors.</a></u>  |
| <b>2</b> | 16% (n=194) of providers identified <b>unreliable transportation</b> as a top issue impacting their patients/clients. <u><a href="#">This ranked #6 out of 35 issues.</a></u>                                    |
| <b>3</b> | 41.8% (n=194) of providers said <b>transportation resources/services</b> for patients/clients are missing in the community they serve. <u><a href="#">This ranked #3 out of 13 resources/services.</a></u>       |
| <b>4</b> | <b>Lack of transportation</b> emerged as a theme in the pulse survey series when clients/patients were asked to talk about basic needs contributing to their <b>quality of life</b> .                            |
| <b>5</b> | <b>Lack of transportation</b> emerged as a theme in the pulse survey series for clients/patients who scored this statement low, "My community is a good place to age."   |
| <b>6</b> | <b>Improving transportation</b> emerged as a theme in the pulse survey series when clients/patients were asked to identify ways in which to ensure everyone has a chance at living the healthiest life possible. |
| <b>7</b> | <b>Lack of accessible infrastructure</b> emerged as theme in the pulse survey series for clients/patients who scored this statement low, "In this community, a person with a disability can live a full life."   |

### FOCA: Key Issues

- Lack of structure to address interconnected needs including housing, food, and transportation
- Changing demographics have recently created changing perceptions related to the need for transit & trails vs parking structures
- Limited transportation options, especially for our most rural areas, have been exasperated by COVID-19

There are transportation issues in our communities

Transportation needs a lot of improvement

Transportation is a barrier to access to services



3 of 10

Community Collaborative assessments in 3 out of 10 counties identified transportation barriers as impacting the health of their community.

**QUESTIONS?**

Email us:  
[mithrive@northernmichiganchir.org](mailto:mithrive@northernmichiganchir.org)

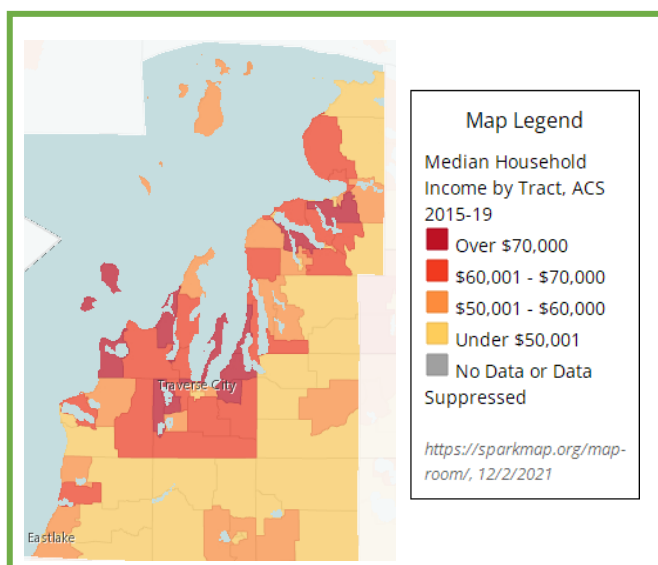


**Importance:** Health and wealth are closely linked. Economic disadvantage affects health by limiting choice and access to proper nutrition, safe neighborhoods, transportation and other elements that define standard of living. People who live in socially vulnerable areas live shorter lives and experience reduced quality of life.



Geographic disparities exist at the census tract level with **higher household income in the Northwestern area** of the region.

| Indicator<br>*=worse than state average      | NWCHIR Average |
|--|----------------|
| Median Household Income*                     | \$54,587       |
| Gross mortgage is >=35% of household income* | 22.0%          |
| High school graduation rate*                 | 81.0%          |
| Children 0-5 in Special Education            | 3.4%           |
| Special Education % Child Find               | 100%           |
| Children enrolled in early education         | 24.2%          |
| ALICE Households*                            | 27.6%          |
| Households below federal poverty level (FPL) | 11.1.%         |
| Families living below the poverty level (%)  | 7.5%           |
| Population below poverty level               | 10.9%          |
| Children below poverty level                 | 15.5%          |
| Unemployment                                 | 3.0%           |
| Income inequality (Gini index)               | 0.44           |



- Health is dependent on economic health. That captures the attention of local leaders and is a way to connect
- Pay gaps – low pay compared to statewide pay
- Need funding and manpower to improve the Community System

**Economic security** emerged as a top theme in **5 of 6** data collection activities.

|   |  |
|---|--|
| 1 | 22.2% (n=194) of providers identified <b>meaningful and rewarding work</b> as a top factor for a thriving community. <u><a href="#">This ranked #8 out of 15 factors.</a></u>  |
| 2 | 27.3% (n=194) of providers identified <b>economic instability</b> as a top issue impacting their patients/clients. <u><a href="#">This ranked #3 out of 35 issues.</a></u>   |
| 3 | 20.9% (n=996) of northwest residents identified <b>meaningful and rewarding work</b> as a top factor for a thriving community. <u><a href="#">This ranked #5 out of 15 factors.</a></u>  |
| 4 | 22% (n=997) of northwest residents identified <b>economic instability</b> as a top issue impacting their community. <u><a href="#">This ranked #3 out of 35 issues.</a></u>  |
| 6 | <b>Poverty</b> emerged as theme (for each of the following statements) in the pulse survey series for clients that scored the following statements low, "In this community, a person with a disability can live a full life," "My community is a good place to age," "This community is a good place to raise children." |
| 7 | The following themes emerged in the pulse survey series when clients were asked to rate the following statement, "There is economic opportunity in the community."<br><br><b>Themes:</b> Lack of job availability, lack of housing, low wages, lack of resources, long commute, rurality.                                |
| 8 | <b>Social stigma and discrimination</b> emerged as themes in the pulse survey series for clients that scored the following statement low, "My community is a good place to age."   |




Community Collaborative assessments in 6 out of 10 counties identified economic issues as important to improve health within the Community System

Forgiveness of student debt could be an opportunity to address workforce shortage areas

Systems of supports are lacking for people who are not employed for a wide range of reasons (childcare, people with disabilities, and older adults). We need to find a way to support them

Many businesses don't pay a livable wage.



Economic security was identified in 4 of 8 topic areas.



Economic security was identified as a top three priority in 2 of 8 topic areas.

**QUESTIONS?**

Email us:  
[mithrive@northernmichiganchir.org](mailto:mithrive@northernmichiganchir.org)



**Importance:** Health inequities are systematic and unjust differences in opportunities to achieve optimum health and wellbeing. These inequities lead to preventable differences in health status or outcome (health disparities). The dimensions in which health disparities exist can include geographic location, race, ethnicity, disability, age, sexual identity, and socioeconomic status.



- 1** **Strengthening community engagement** emerged as a theme in the pulse survey series when clients/patients were asked to identify ways in which their community could ensure everyone has a chance at living the healthiest life possible.
- 2** **Addressing political division** emerged as theme in the pulse survey series when clients/patients were asked to identify ways in which we can come together so that people promote each other's wellbeing and not just their own.
- 3** **A lack of community support/connectedness** and **system navigation issues** emerged as themes in the pulse survey series when clients/patients were asked to think about groups that experience relatively good health and those that experience poor health and to identify why that difference may exist.
- 4** 14.1% (n=996) of northwest residents identified **belonging and inclusion** as a top factor a thriving community.
- 5** 7.2% (n=194) of providers identified **belonging and inclusion** a top factor for a thriving community.

Our communities need opportunities for youth and marginalized groups' voices to help create policies and programs

Current culture brings all these issues up to the surface and now we can start system change; seeing and recognition of inequity allows us to begin reducing them.

Our communities would benefit from being a diverse, thriving, safe, and inclusive community

COVID-19 has broken down our relationship with family, friends, and community

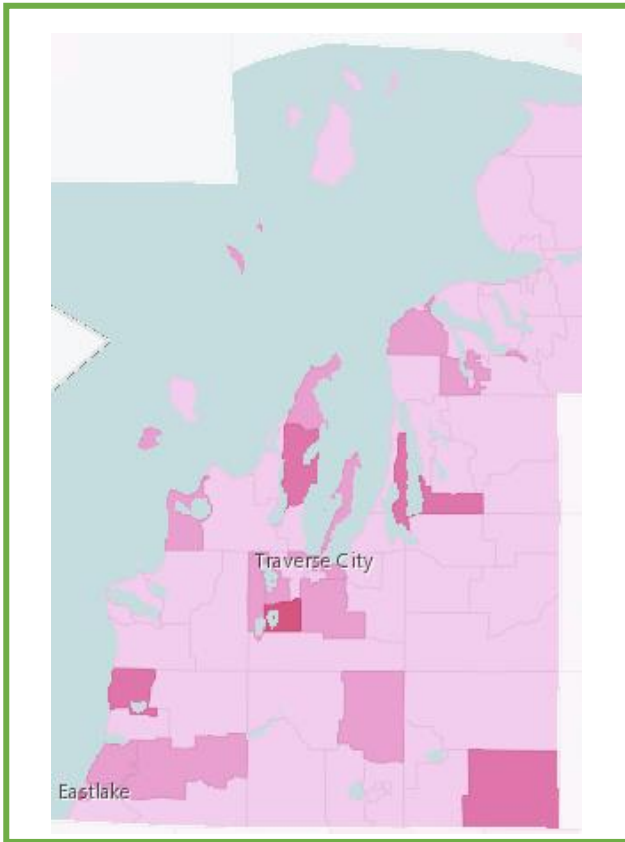


6 of 8  
Diversity, equity, and inclusion was identified in 6 of 8 topic areas.

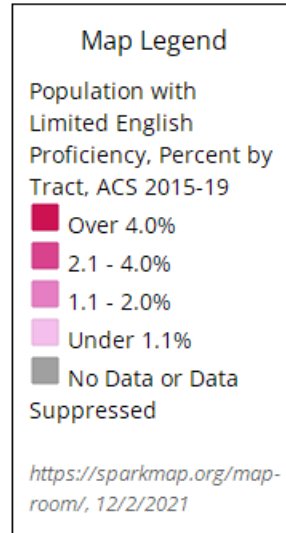


3 in 8  
Diversity, equity, and inclusion was identified as a top three priority in 3 of 8 topic areas.

**Diversity, equity, and inclusion** emerged as a top theme in **4 of 6** data collection activities.



Geographic disparities exist at the census tract level with the **highest percentage of limited English proficiency in Grand Traverse**



When receiving authentic voice, we use it intentionally

Need more resident voice/involvement/and perspective

Need to increase development and implementation of equity policies and procedures

| Indicator<br>*= <i>worse than state average</i> | NWCHIR Average |
|---|----------------|
| Children 0-5 in Special Education               | 3.4%           |
| Special Education % Child Find                  | 100%           |
| Children enrolled in early education            | 24.2%          |
| Students not proficient in Grade 4 English      | 51.0%          |
| High school graduation*                         | 81.0%          |
| High school graduate or higher                  | 92.0%          |
| Bachelor's degree or higher*                    | 26.9%          |



6 of 10  
Community Collaborative assessments in 6 out of 10 counties **identified a need for increased diversity and inclusion**

QUESTIONS?

Email us:  
[mithrive@northernmichiganchir.org](mailto:mithrive@northernmichiganchir.org)



**Importance:** Witnessing or being a victim of child maltreatment, youth violence, intimate partner violence, violence, bullying, or elder abuse are linked to lifelong physical, emotional, and social consequences.



|          |  |
|----------|--|
| <b>1</b> | 28.4% (n=194) of providers identified <b>freedom from trauma, violence, and addiction</b> as a top factor for a thriving community. <u>This ranked #4 out of 15 factors.</u>           |
| <b>2</b> | 23.7% (n=996) of northwest residents identified <b>freedom from trauma, violence, and addiction</b> as a top factor for a thriving community. <u>This ranked #3 out of 15 factors.</u> |
| <b>3</b> | <b>Safety concerns</b> emerged as a theme in the pulse survey series for patients/clients that scored the following statement low, "My community is a good place to age."              |

Need to move towards integrated efforts.  
Example: Sheriff Dept. and ISD.

Less of a political response to the public health crisis

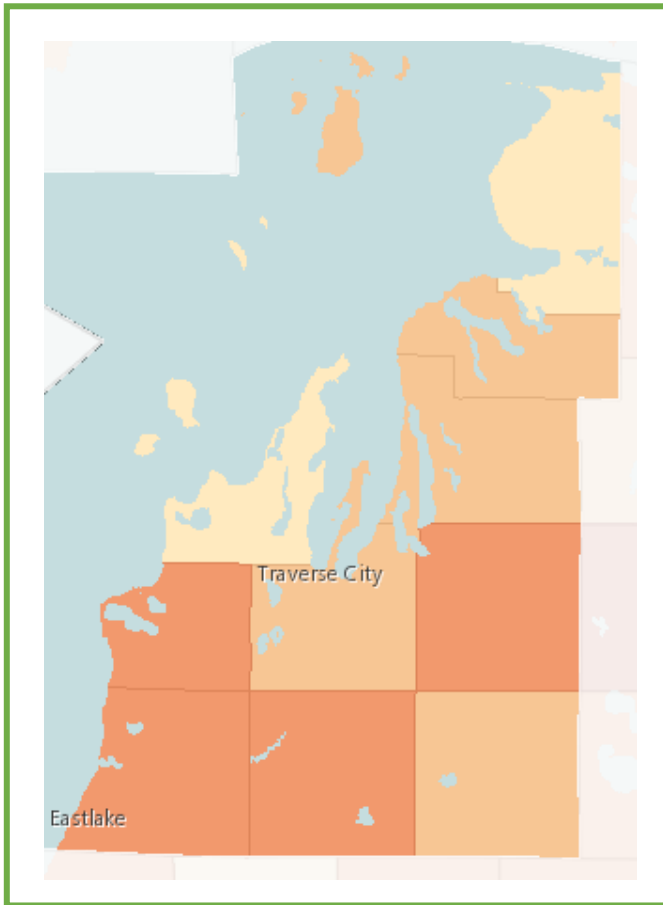
Need more quality childcare

Our community conditions are likely not welcoming or safe for diverse populations

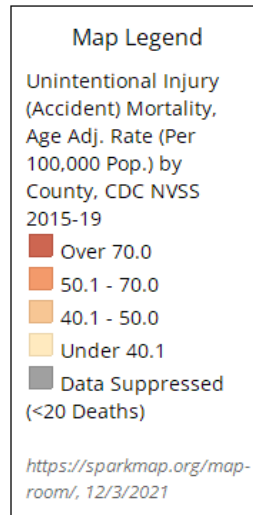
One of the big things I see as a gap in our community is trauma prevention and occupant protection. We do not have a Safe Kids Coalition in our area, and the level 2 Trauma Center in our area doesn't have a specific person tasked with being a prevention person. Regarding traffic safety, occupant protection, and other injury prevention issues, a Safe Kids Coalition would make sense.



**Safety and wellbeing** emerged as a top theme in **5 of 6** data collection activities.



Geographic disparities exist at the county level with **higher age-adjusted rates of unintentional injury** in **Benzie, Kalkaska, Manistee, and Wexford**.



| Indicator<br>*=worse than state average | NWCHIR Average   |
|---|------------------|
| Teens with 2+ ACES                      | 35.6%            |
| Child abuse/neglect rate*               | 110.7 per 1,000  |
| Injury mortality                        | 76 per 100,000   |
| Unintentional injuries                  | 50.0 per 100,000 |
| Motor vehicle crash mortality           | 14.2 per 100,000 |

QUESTIONS?

Email us:  
mithrive@northernmichiganchir.org





**Importance:** Walkable, bikeable, transit-oriented communities are associated with healthier populations. Investments in sidewalks, bike lanes, trails, public transit and other infrastructure can result in improvements to individuals' health and decreased healthcare costs.



The Community Collaborative assessments identified lack of broadband infrastructure as an issue.

The need for universal broadband access is a challenge that must be overcome to improve health

Lack of broadband access in outlying areas is a huge barrier

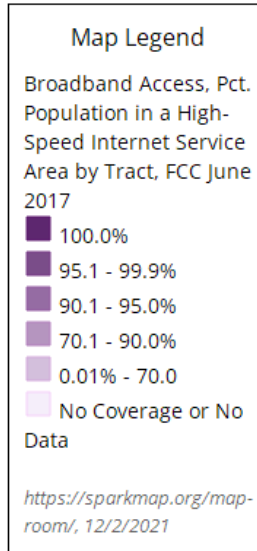
The Northwest Regional Community System Event identified the need for policies to increase access to broadband to create healthy environments.

- 22% (n=996) of northwest residents identified **clean environment** as a top factor for a thriving community. [This ranked #4 out of 15 factors.](#)
- Rurality** and **lack of accessible infrastructure/built environment** emerged as themes in the pulse survey series for clients/patients that scored the following statement low, "In this community, a person with a disability can live a full life."
- Built environment** and **lack of recreational programming** emerged as themes in the pulse survey series for clients/patients that scored the following statement low, "This community is a good place to raise children."

**Environment/infrastructure** emerged as a top theme in **5 of 6** data collection activities.



Geographic disparities exist at the census tract level with **majority of the region** having **less than 70.1% of the population** located in a **high-speed internet service area**.



Broadband is essential for school, work, doctor's appointments, ordering food and requesting (government) assistance.

Infrastructure is a longstanding issue for all communities. How do we prioritize with continually changing leadership and shifting priorities?

| Indicator<br>*= <i>worse than state average</i> | NWCHIR Average    |
|---|-------------------|
| All cancer incidence*                           | 462.2 per 100,000 |
| Breast cancer incidence                         | 61.5 per 100,000  |
| Asthma (teens)                                  | 51.2%             |
| SNAP authorized stores                          | 0.97 per 1,000    |
| Homes with broadband internet                   | 84.4%             |
| Severe quality problems with housing            | 13.0%             |



Environment/infrastructure was identified in 3 of 8 topic areas.

Environment/infrastructure was identified as a top three priority in 2 of 8 topic areas.

**QUESTIONS?**

Email us:  
mithrive@northernmichiganchir.org



**Importance:** Food insecurity is influenced by a number of factors, including income, employment, race/ethnicity, and disability. Neighborhood conditions, like food deserts or limited transportation options make it more difficult to meet household food needs.



### FOCA: Key Issues

- Food access disparities were amplified by COVID-19.
- Some community members did not have the ability to order groceries/food online due to lack of broadband or payment types accepted
- Ruralness and transportation played a role in some community members getting to food needs met

|          |   |
|----------|---|
| <b>1</b> | 25.8% (n=194) of providers identified <b>access to nutritious food</b> as a top factor for a thriving community. <u><a href="#">This ranked #5 out of 15 factors.</a></u>   |
| <b>2</b> | 19.4% (n=996) of northwest residents identified <b>access to nutritious food</b> as a top factor for a thriving community. <u><a href="#">This ranked #6 out of 15 factors.</a></u>   |
| <b>3</b> | <b>Combating food insecurity</b> emerged as a theme in the pulse survey series when clients/patients were asked to identify ways in which your community could ensure everyone has a chance at living the healthiest life possible. |



2 of 8

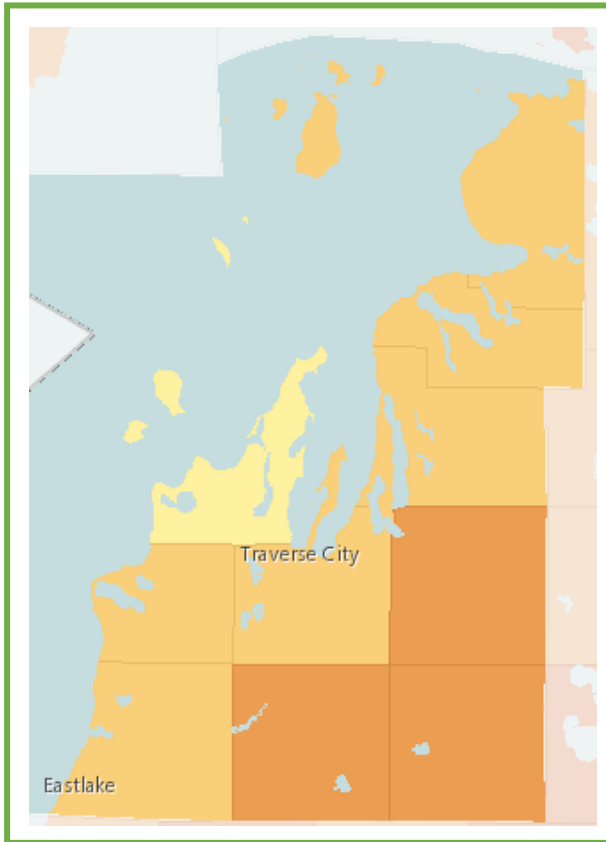
Food was identified in 2 of 8 topic areas.



0 in 8

Food was identified as a top three priority in 0 of 8 topic areas.

**Food** emerged as a top theme in **5 of 6** data collection activities.



Geographic disparities exist at the county level with **higher percentages of food insecurity in Kalkaska, Missaukee, and Wexford.**

**Map Legend**

Food Insecurity Estimate, Percent by County, Feeding America 2019

- Over 17.5%
- 13.5 - 17.5%
- 10.0 - 13.4%
- Under 10.0%

<https://sparkmap.org/map-room/>, 12/2/2021

**Assets**

Grow Benzie provides information on community health issues to the general public, policy makers, and public and private stakeholders.

Groundworks has similar communications and has expanding policy maker communications with people in the community and policy makers. Groundworks has employees in Lansing to help with communication with policy makers on food, farming and nutrition, food access, school food services, SNAP and other food programs.

| Indicator<br>*=-worse than state average | NWCHIR Average |
|--|----------------|
| SNAP authorized stores                   | 0.97 per 1,000 |
| <b>Population food insecurity</b>        | 12.8%          |
| <b>Child food insecurity</b>             | 13.4%          |
| <b>Children 0-4 receiving WIC*</b>       | 49.7%          |
| Teens with 5+ fruits/vegetables per day  | 24.3%          |
| Obesity (teens)                          | 16.6%          |
| Obesity (adults)                         | 33.4%          |
| Overweight (teens)                       | 15.3%          |
| Overweight (adults)                      | 36.2%          |

**QUESTIONS?**


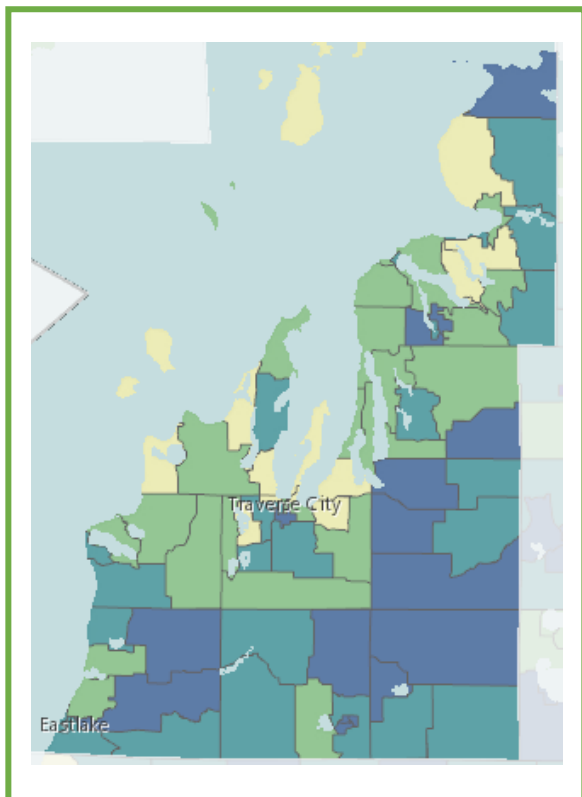
Email us:  
[mithrive@northernmichiganchir.org](mailto:mithrive@northernmichiganchir.org)



**Importance:** In addition to causing disease and death, the COVID-19 pandemic has had a negative impact on healthy and active lifestyles as well as mental health and quality of life.



Geographic disparities exist at the census tract level with areas of **high and low social vulnerability** throughout the region.



| Indicator<br>* = higher than state average | NWCHIR Average |
|--|----------------|
| Median household income                    | \$54,587       |
| Population living below poverty            | 10.9%          |
| Unemployed                                 | 3.0%           |
| High school graduate*                      | 92.0%          |
| Population under the age of 18             | 19.2%          |
| Non-Hispanic white population*             | 92.6%          |
| Population aged 65+*                       | 24.4%          |
| Population living with a disability*       | 15.6%          |
| Not proficient in English                  | 0.4%           |
| No household vehicle                       | 4.9%           |

COVID-19 emerged as a top theme in **5 of 6** data collection activities.

The Covid pandemic has increased demand for information and increased awareness of the need for policies

Pandemic flux is a challenge that will need to be overcome

Since the Covid-19 pandemic nearly all discussions have become more challenging, particularly public health and social equity discussions.

There is a lot of mistrust in COVID-19 communication

We should restore relationships & find community champions



COVID-19 was identified in 1 of 8 topic areas.



COVID-19 was identified as a top three priority in 1 of 8 topic areas.

\*COVID-19 was a stand-alone Topic Area; participants were instructed to focus on their topic area rather than on COVID-19.

1

16% (n=194) of providers identified **COVID-19** as a top issue impacting their patients/clients. **This ranked #5 out of 35 issues.**

2

15.6% (n=996) of northwest residents identified **COVID-19** as a top issue impacting their community. **This ranked #5 out of 35 issues.**

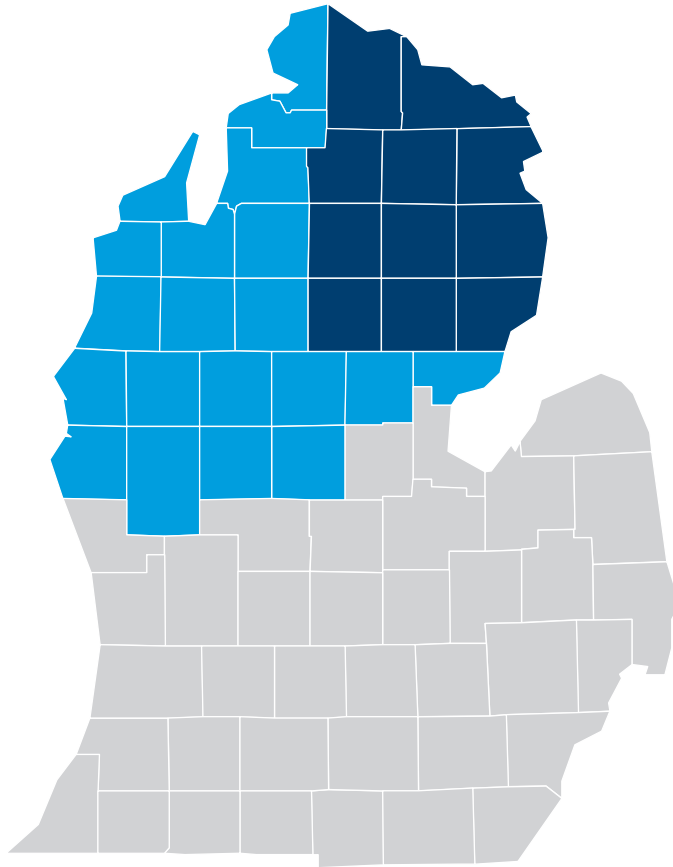
3

**COVID-19 prevention measures** emerged as theme in the pulse survey series when clients/patients were asked to identify ways in which we can come together so that people can promote each other's wellbeing and not just their own.

QUESTIONS?

Email us:

[mithrive@northernmichiganchir.org](mailto:mithrive@northernmichiganchir.org)



## 2021 Northeast MiThrive Data Briefs

**Published: January 2022**

*Alcona, Alpena, Cheboygan, Crawford, Iosco, Montmorency,  
Ogemaw, Oscoda, Otsego, Presque Isle, and Roscommon*

# Assessment Snapshot

The **Forces of Change Assessment (FOCA)** aims to answer the following questions:

- What is occurring or might occur that affects the health and wellbeing of our community?
- What specific threats or opportunities are generated by these occurrences?

Forces of change are trends, factors, and events *outside of our control* that may influence the health of our community or the system of organizations supporting the community, both in the recent past and the foreseeable future.

## The FOCA Topic Areas:

1. Government Leadership & Budgets, Spending Priorities
2. Sufficient Health Care Workforce
3. Access to Health Services
4. Population Demographics
5. Economic Environment
6. Access to Social Services
7. Social Context
8. COVID-19 Pandemic

The **Community System Assessment (CSA)** aims to answer the following question:

- What are the components, activities, competencies, and capacities in our local systems?

## The CSA assessed performance measures for 8 topic areas:

1. Resources
2. Policies
3. Data Access & Capacity
4. Community Alliances
5. Workforce
6. Leadership
7. Community Power/Engagement
8. Capacity for Health Equity

The CSA was conducted at the regional level. Additional data was then collected at the county-level through facilitated conversations at community collaboratives.

The **Community Health Status Assessment (CHSA)** aims to answer the following questions:

- How healthy are our residents?
- What does the health status of our community look like?

The answers to these questions were measured by collecting 100 secondary indicators from 20 different sources including the US Census Bureau, Centers for Disease Control, and Michigan Department of Health and Human Services. The table in green shows select indicators relevant to the strategic issue.

For each strategic issue, a map related to one of the indicators in the table is visualized at either the census-tract or county level. A brief statement highlighting the geographical disparities is located near the map.

The **Community Themes and Strengths Assessment (CTSA)** aims to answer the following questions:

- What is important to the community?
- How is quality of life perceived in the community?
- What assets does the community have that can be used to improve community health?

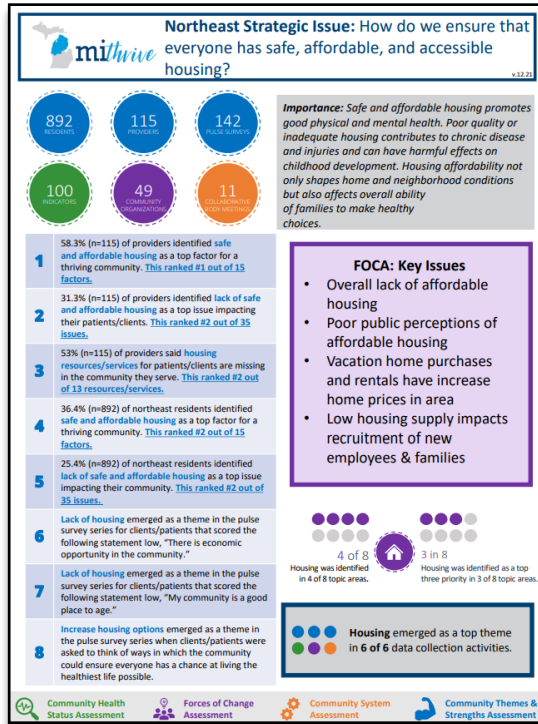
The CTSA collected data using 3 different methods:

1. **Pulse Survey Series:** Four, three question mini client interviews conducted by community partners with clients and patients. Topics included education, aging, disability, and economic security.
2. **Community Survey:** This survey was conducted through an online and paper format and asked questions about what makes a thriving community, current issues impacting the health of the community, and quality of life questions.
3. **Provider Survey:** This survey was conducted through an online format and targeted individuals providing direct care and services.



# Data Brief Navigation Guide

Data was collected 6 different ways. Each circle represents a different data collection method.



Importance Statement

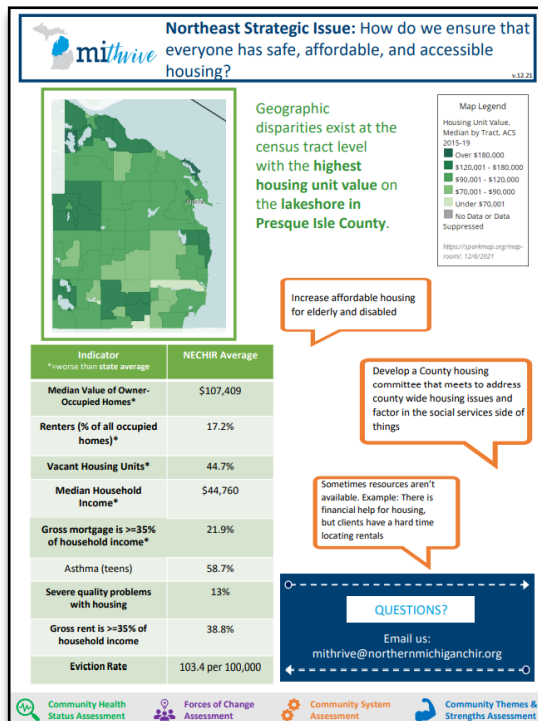


Data collected in the Forces of Change Assessment is shown in purple. The dot illustration represents how often the strategic issue was identified in one of the 8 topic areas (left) and as a top priority within a topic area (right)



This graphic illustrates where a topic or theme emerged in the different data collection methods.

Strategic issue



Data collected in the Community System Assessment is shown in orange. The dot illustration represents the number of community collaboratives in which a topic or theme emerged. The comment boxes indicate comments from participants regarding recurring themes.



Color coded key illustrating the 4 MiThrive assessments

Data collected in the Community Themes and Strengths Assessment is shown in blue. Data was collected through a community survey, provider survey, and pulse surveys as reflected by the 3 blue circles.



Data collected in the Community Health Status Assessment is shown in green. Indicators in bold had a state value available to compare to. If the regional value was worse than the state value (meaning of worse depends on what the indicator is measuring) an asterisk is placed next to the indicator title.



\*This remains true for all strategic issues besides COVID-19 where the asterisk represents a regional value higher than the state value.

# Data Brief Acronyms

| Acronym                           | What does it stand for?                     | What does it mean?  |
|-----------------------------------|---|---|
| <b>YPLL</b>                       | Years Potential Life Lost                   | The difference between a predetermined end point (usually age 75 and the age at death for death(s) that occurred prior to that end point age  |
| <b>ALICE</b>                      | Asset Limited, Income Constrained, Employed | The ALICE population represents those among us who are working, but due to childcare costs, transportation challenges, high cost of living and so much more are living paycheck to paycheck.                          |
| <b>FPL</b>                        | Federal Poverty Level                       | A measure of income issued every year by the Department of Health and Human Services used to determine eligibility for certain programs and benefits.   |
| <b>ACE(s)</b>                     | Adverse Childhood Experience(s)             | Potentially traumatic events that occur in childhood (0-17 years)   |
| <b>HPSA</b>                       | Health Professional Shortage Area           | Geographic areas, populations, or facilities with a shortage of primary, dental or mental health care providers.  |
| <b>WIC</b>                        | Women Infants Children                      | Aims to safeguard the health of low-income women, infants, and children up to age 5 who are at nutrition risk by providing nutritious foods to supplement diets, information on healthy eating, and referrals to care |
| <b>COPD</b>                       | Chronic Obstructive Pulmonary Disorder      | Chronic inflammatory lung disease that causes obstructed airflow from the lungs.  |
| <b>Description of per 100,000</b> |   | Rates take into account the number of cases/deaths/etc. and the population size. Rate per 100,000 is calculated by taking the total number of cases divided by the total population and multiplied by 100,000.        |
| <b>Description of Gini index</b>  |   | measure of income inequality.; It ranges from 0, indicating perfect equality (everyone receives an equal share), to 1, perfect inequality (only one recipient or group of recipients receives all the income)         |



**Importance:** Safe and affordable housing promotes good physical and mental health. Poor quality or inadequate housing contributes to chronic disease and injuries and can have harmful effects on childhood development. Housing affordability not only shapes home and neighborhood conditions but also affects overall ability of families to make healthy choices.

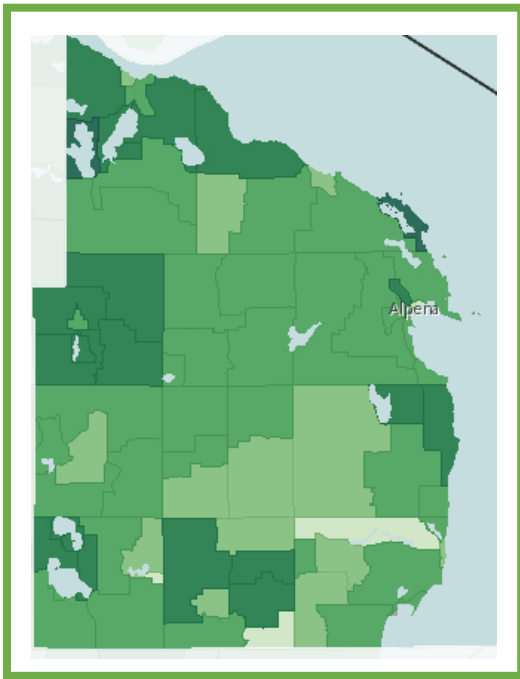
|          |   |
|----------|---|
| <b>1</b> | 58.3% (n=115) of providers identified <b>safe and affordable housing</b> as a top factor for a thriving community. <b>This ranked #1 out of 15 factors.</b>   |
| <b>2</b> | 31.3% (n=115) of providers identified <b>lack of safe and affordable housing</b> as a top issue impacting their patients/clients. <b>This ranked #2 out of 35 issues.</b>   |
| <b>3</b> | 53% (n=115) of providers said <b>housing resources/services</b> for patients/clients are missing in the community they serve. <b>This ranked #2 out of 13 resources/services.</b>   |
| <b>4</b> | 36.4% (n=892) of northeast residents identified <b>safe and affordable housing</b> as a top factor for a thriving community. <b>This ranked #2 out of 15 factors.</b>   |
| <b>5</b> | 25.4% (n=892) of northeast residents identified <b>lack of safe and affordable housing</b> as a top issue impacting their community. <b>This ranked #2 out of 35 issues.</b>  |
| <b>6</b> | <b>Lack of housing</b> emerged as a theme in the pulse survey series for clients/patients that scored the following statement low, "There is economic opportunity in the community."  |
| <b>7</b> | <b>Lack of housing</b> emerged as a theme in the pulse survey series for clients/patients that scored the following statement low, "My community is a good place to age."   |
| <b>8</b> | <b>Increase housing options</b> emerged as a theme in the pulse survey series when clients/patients were asked to think of ways in which the community could ensure everyone has a chance at living the healthiest life possible. |

### FOCA: Key Issues

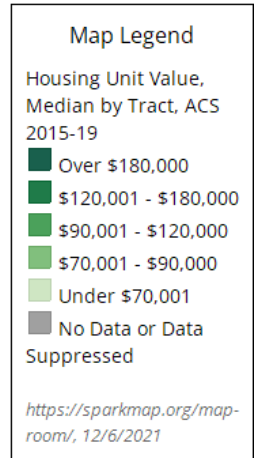
- Overall lack of affordable housing
- Poor public perceptions of affordable housing
- Vacation home purchases and rentals have increase home prices in area
- Low housing supply impacts recruitment of new employees & families



**Housing** emerged as a top theme in **6 of 6** data collection activities.



Geographic disparities exist at the census tract level with the **highest housing unit value on the lakeshore in Presque Isle County.**



Increase affordable housing for elderly and disabled

Develop a County housing committee that meets to address county wide housing issues and factor in the social services side of things

Sometimes resources aren't available. Example: There is financial help for housing, but clients have a hard time locating rentals

| Indicator<br>*=-worse than state average     | NECHIR Average    |
|--|-------------------|
| Median Value of Owner-Occupied Homes*        | \$107,409         |
| Renters (% of all occupied homes)*           | 17.2%             |
| Vacant Housing Units*                        | 44.7%             |
| Median Household Income*                     | \$44,760          |
| Gross mortgage is >=35% of household income* | 21.9%             |
| Asthma (teens)                               | 58.7%             |
| Severe quality problems with housing         | 13%               |
| Gross rent is >=35% of household income      | 38.8%             |
| Eviction Rate                                | 103.4 per 100,000 |

**QUESTIONS?**

Email us:  
mithrive@northernmichiganchir.org



Need for more options/education with substance use disorders, stigma and access to healthcare for low income

Stigma prevents some from asking for help or advocating for themselves. It is becoming a serious issue.

Reduce the stigma around substance use disorders!

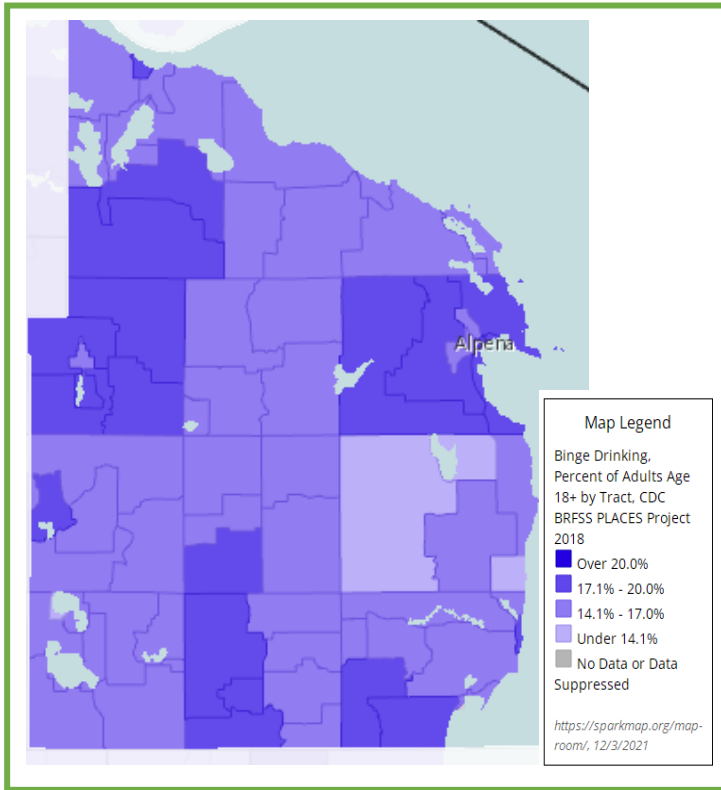


4 of 11  
Community Collaborative assessments in 4 out of 11 counties identified stigma around substance use disorders as an issue in their communities.

**Importance:** Substance misuse impact people's chances of living long, healthy, and productive lives. It can decrease quality of life, academic performance, and workplace productivity; increases crime and motor vehicle crashes and fatalities; and raises health care costs for acute and chronic conditions.

- 1 28.7% (n=115) of providers identified **freedom from trauma, violence, and addiction** as a top factor for a thriving community. **This ranked #5 out of 15 factors.**
- 2 34.8% (n=115) of providers identified **substance use** as a top issue impacting their patients/clients. **This ranked #1 out of 35 issues.**
- 3 44.3% (n=115) of providers said **substance abuse services** resources/services for patients/clients are missing in the community they serve. **This ranked #4 out of 13 resources/services.**
- 4 26.1% (n=892) of northeast residents identified **freedom from trauma, violence, and addiction** as a top factor for a thriving community. **This ranked #3 out of 15 factors.**
- 5 25.6% (n=892) of northeast residents identified **substance use** as a top issue impacting their community. **This ranked #1 out of 35 issues.**

**Substance misuse** emerged as a top theme in **5 of 6** data collection activities.



Geographic disparities exist at the census tract level with the **higher percentages of binge drinking in Alpena, Cheboygan, Crawford, Iosco, Ogemaw, Oscoda, and Otsego**

Our region has move of the highest rates of opioid use in the country. Although we have limited access to treatment facilities

High rates of substance misuse impacts our social system, family stability, children/ babies & crime.



3 of 8

Substance misuse was identified in 3 of 8 topic areas.



2 in 8

Substance misuse was identified as a top three priority in 2 of 8 topic areas.

| Indicator<br>*= <b>worse than state average</b>         | NECHIR Average    |
|---|-------------------|
| <b>Liver Disease Mortality*</b>                         | 15.1 per 100,000  |
| <b>Heart Disease Mortality*</b>                         | 218.2 per 100,000 |
| <b>Heart Disease Incidence*</b>                         | 153.2 per 100,000 |
| Smoked cigarettes in past 30 days (teens)               | 2.6%              |
| Teens with 2+ ACES                                      | 37.1%             |
| <b>Oral Cavity and Pharynx Cancer*</b>                  | 16.0 per 100,000  |
| <b>Lung and Bronchus Cancer*</b>                        | 70.8 per 100,000  |
| Asthma (teens)  | 58.7%             |
| <b>Ever told COPD (adults)*</b>                         | 15.3 per 100,000  |
| Binge drinking (adults)                                 | 20.1%             |
| Used prescription drugs w/o prescription (teens)        | 4.9%              |
| Used marijuana in past 30 days (teens)                  | 8.5%              |
| Had a drink of alcohol in past 30 days (teens)          | 10.6%             |
| Smoked cigarettes in past 30 days (teens)               | 2.6%              |
| Used chew tobacco in past 30 days (teens)               | 2.4%              |
| Vaped in past 30 days (teens)                           | 13.8%             |
| <b>Opioid related hospitalizations*</b>                 | 21.6 per 100,000  |
| <b>Motor vehicle crash involving alcohol mortality*</b> | 42%               |
| <b>Drug-Induced Mortality</b>                           | 18.0 per 100,000  |
| <b>Alcohol-Induced Mortality*</b>                       | 18.9 per 100,000  |

QUESTIONS?

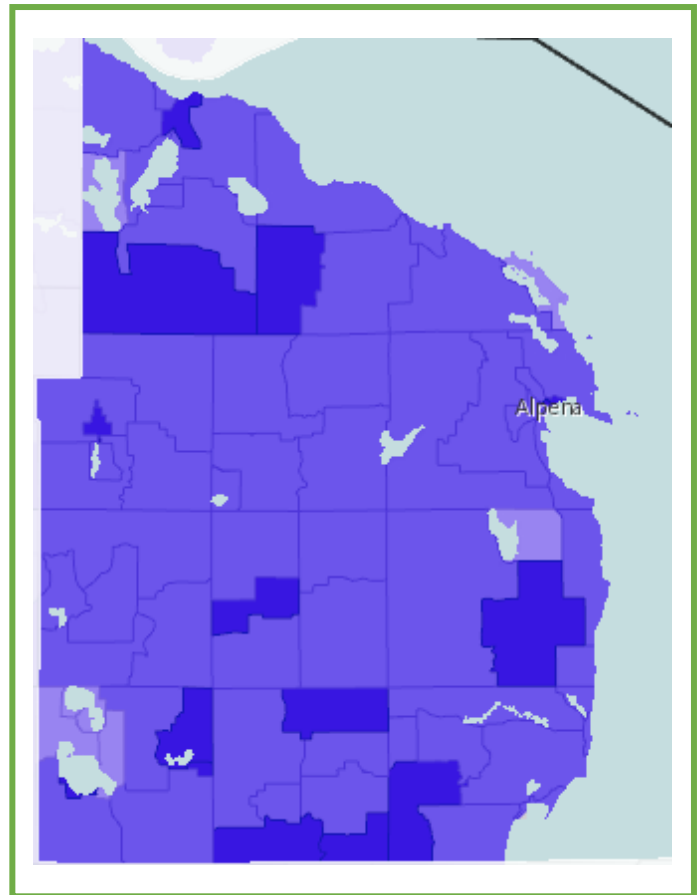
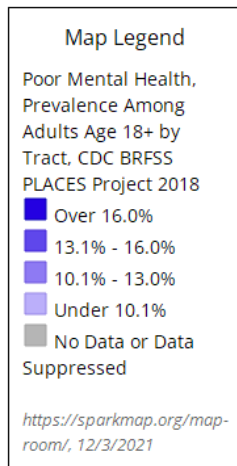
Email us:

[mithrive@northernmichiganchir.org](mailto:mithrive@northernmichiganchir.org)



**Importance:** Mental health is essential to a person's well-being, healthy relationships, and ability to live a full life. It also plays a major role in people's ability to maintain good physical health because mental illness increases risk for many chronic health conditions.

Geographic disparities exist at the census tract level with pockets of high percentages of poor mental health in all counties besides Crawford and Montmorency



| Indicator<br>*=worse than state average | NECHIR Average   |
|---|------------------|
| Teens with 2+ ACES                      | 37.1%            |
| Alzheimer's/Dementia Mortality          | 25.7 per 100,000 |
| Poor mental health 14+ days (adult)     | 14.7%            |
| Major depressive episode (teen)         | 38.7%            |
| Average HPSA Score Mental Health*       | 17.8             |
| Intentional Self-Harm*                  | 21.5 per 100,000 |

Mental health emerged as a top theme in 5 of 6 data collection activities.

|    |   |
|----|---|
| 1  | 33% (n=115) of providers identified <b>access to quality behavioral health services</b> as a top factor for a thriving community. <b>This ranked #3 out of 15 factors.</b>  |
| 2  | 28.7% (n=115) of providers identified <b>freedom from trauma, violence, and addiction</b> as a top factor for a thriving community. <b>This ranked #5 out of 15 factors.</b>  |
| 3  | 20% (n=115) of providers identified <b>lack of access to behavioral health services</b> as a top issue impacting their patients/clients. <b>This ranked #6 out of 35 issues.</b>  |
| 4  | 57.4% (n=115) of providers said <b>mental health resources/services</b> for patients/clients are missing in the community they serve. <b>This ranked #1 out of 13 resources/services.</b>   |
| 5  | 26.1% (n=892) of northeast residents identified <b>freedom from trauma, violence, and addiction</b> as a top factor for a thriving community. <b>This ranked #3 out of 15 factors.</b>  |
| 6  | 19.4% (n=892) of northeast residents identified <b>access to quality behavioral health services</b> as a top factor for a thriving community. <b>This ranked #6 out of 15 factors.</b>  |
| 7  | 13% (n=892) of northeast residents identified <b>lack of access to behavioral health services</b> as a top issue impacting their community. <b>This ranked #5 out of 35 issues.</b>   |
| 8  | 11.9% (n=892) of northeast residents identified <b>lack of quality behavioral health services</b> as a top issue impacting their community. <b>This ranked #6 out of 35 issues.</b>   |
| 9  | <b>A greater focus on mental health</b> emerged as a theme in the pulse survey series when clients/patients were asked to identify ways in which the community could ensure everyone has a chance at living the healthiest life possible. |
| 10 | <b>Increased mental health</b> support emerged as a theme in the pulse survey series when clients/patients were asked how we can come together so that people promote each others wellbeing and not just their own.                       |

Include mental health in our process for identifying key constituents or stakeholders for improving community wellness

Stigma prevents some from asking for help or advocating for themselves and is becoming a serious issue

Stigma, stigma, stigma

Mental health services were strained before COVID-19 brought an influx of new clients to the system

Education requirements are so high that general population can't apply. Opportunity for self-help or volunteer led programs

Telehealth services have helped some

3 of 8 Behavioral health services was identified in 3 of 8 topic areas.

2 in 8 Behavioral health services was identified as a top three priority in 2 of 8 topic areas.



7 of 11 Community Collaborative assessments in 7 out of 11 counties identified access to mental health services as an issue.



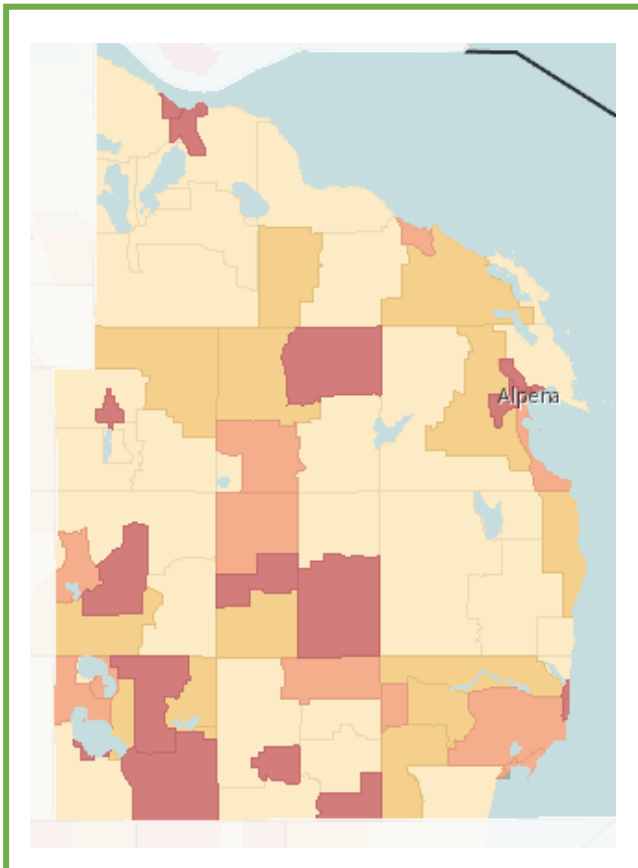
QUESTIONS?

Email us:  
[mithrive@northernmichiganchir.org](mailto:mithrive@northernmichiganchir.org)



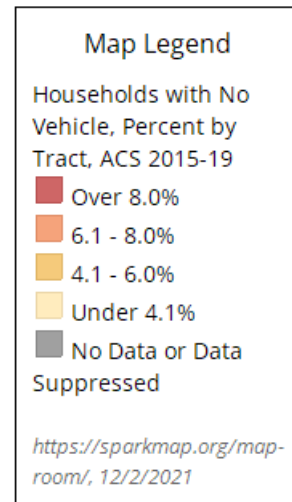


Geographic disparities exist at the census tract level with a pockets of the **high percentages of households with no vehicle** in all counties besides **Alcona** and **Presque Isle**



**Importance:** Transportation is a critical factor that influences people’s health and the health of a community. Barriers to transportation options may result in missed or delayed health care visits, increased health expenditures and overall poorer health outcomes.

| Indicator<br>*= <b>worse than state average</b> | NECHIR Average   |
|---|------------------|
| Motor vehicle crash mortality                   | 14.0 per 100,000 |
| <b>No household vehicle</b>                     | 5.9%             |



**Transportation** emerged as a top theme in **4 of 6** data collection activities.



### FOCA: Key Issues

- Workforce is impacted by long commutes, lack of transportation and childcare
- Limited access to healthcare & providers in rural areas has increased the distance people have to travel to receive care

|          |   |
|----------|---|
| <b>1</b> | 30.4% (n=115) of providers identified <b>reliable transportation</b> as a top factor for a thriving community. <b>This ranked #4 out of 15 factors.</b>   |
| <b>2</b> | 20% (n=115) of providers identified <b>unreliable transportation</b> as a top issue impacting their patients/clients. <b>This ranked #7 out of 35 issues.</b>   |
| <b>3</b> | 52.2% (n=115) of providers said <b>transportation resources/services</b> for patients/clients are missing in the community they serve. <b>This ranked #3 out of 13 resources/services.</b>  |
| <b>4</b> | <b>Transportation and long commute</b> emerged as themes in the pulse survey series for clients/patients that scored the following statement low, "There is economic opportunity in the community."   |
| <b>5</b> | <b>Increasing transportation options</b> emerged as a theme in the pulse survey series when clients/patients were asked to identify ways in which to ensure people in tough life circumstances come to have as good a chance as others do in achieving good health and wellbeing over time. |
| <b>6</b> | <b>Lack of transportation</b> emerged as a theme in the pulse survey series for clients/patients that scored the following statement low, "My community is a good place to age."  |
| <b>7</b> | <b>Improve transportation options</b> emerged as a theme in the pulse survey series when clients/patients were asked to think of ways in which the community can ensure everyone has a chance at living the healthiest life possible.   |

Transportation is needed so people can physically access resources

There is a need for significant transportation improvement.

Would like to see county transportation systems cross county borders



Community Collaborative assessments in 4 out of 11 counties identified transportation barriers as impacting the health of their community.

QUESTIONS?

Email us:  
[mithrive@northernmichiganchir.org](mailto:mithrive@northernmichiganchir.org)



**Importance:** Health and wealth are closely linked. Economic disadvantage affects health by limiting choice and access to proper nutrition, safe neighborhoods, transportation and other elements that define standard of living. People who live in socially vulnerable areas live shorter lives and experience reduced quality of life.

- 1 28.7% (n=115) of providers identified **economic instability** as a top issue impacting their patients/clients. [This ranked #4 out of 35 issues.](#)
- 2 24.9% (n=892) of northeast residents identified **meaningful and rewarding work** as a top factor for a thriving community. [This ranked #4 out of 15 factors.](#)
- 3 24% (n=892) of northeast residents identified **economic instability** as a top issue impacting their community. [This ranked #3 out of 35 issues.](#)
- 4 **Lack of job availability and wages** emerged as themes in the pulse survey series for clients/patients that scored the following statement low, "There is economic opportunity in the community."
- 5 **Poverty** emerged as a theme in the pulse survey series when clients/patients were asked to think about groups that experience relatively good health and those that experience poor health and identify why there might be a difference.
- 6 **Poverty** emerged as a theme in the pulse survey series for clients/patients that scored the following statement low, "My community is a good place to age."

Opportunity to work with Intermediate School Districts to increase trade school options

Lack of income can lead to poor outcomes in many different areas of life

\* ALICE refers to the population in our communities that are Asset Limited, Income Constrained, Employed. The ALICE population represents those among us who are working, but due to childcare costs, transportation challenges, high cost of living and so much more, living paycheck to paycheck.

Region has a large population living in poverty or within ALICE\*

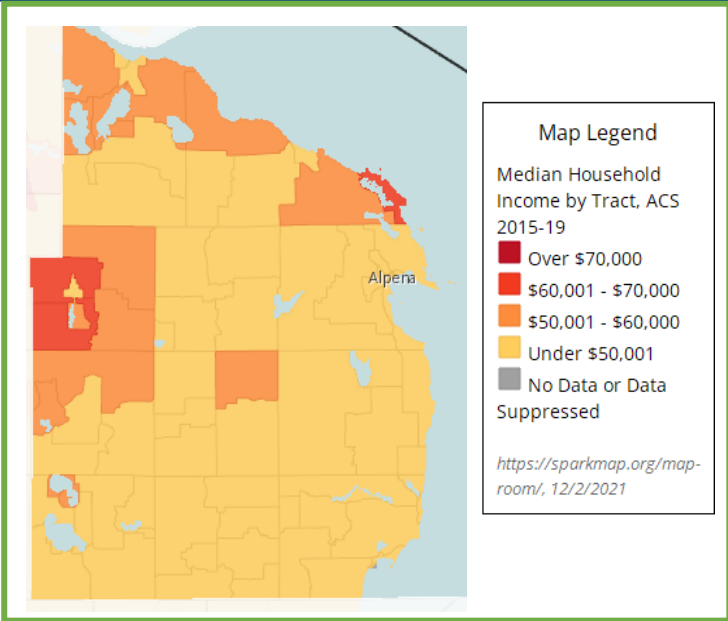


5 of 8  
Economic security was identified in 5 of 8 topic areas.



4 in 8  
Economic security was identified as a top three priority in 4 of 8 topic areas.

**Economic security** emerged as a top theme in **5 of 6** data collection activities.



Geographic disparities exist at the census tract level with **highest household incomes in Otsego and Presque Isle**

There is opportunity overall to educate agencies within the community system if we want to have a healthy economy.

Jobs that are available are not always paying at a level that is a reasonable living wage

Identify and address barriers to resources, especially for marginalized persons. Need stakeholder involvement in all levels of policy and resource development and delivery; affordable housing, transportation, living wages, and access to broadband and electronic access equipment



5 of 11  
Community Collaborative assessments in 5 out of 11 counties identified economic instability as an issue.

| Indicator<br>*= <i>worse than state average</i>    | NECHIR Average |
|--|----------------|
| Median Household Income*                           | \$44,760       |
| Gross mortgage is $\geq 35\%$ of household income* | 21.9%          |
| High school graduation rate                        | 84.8%          |
| High school graduate or higher*                    | 88.9%          |
| Bachelor degree or higher*                         | 16.8%          |
| Children 0-5 in Special Education*                 | 3.2%           |
| Special Education % Child Find                     | 99.7%          |
| Students not proficient in Grade 4 English*        | 56.8%          |
| ALICE Households*                                  | 27.4%          |
| Households below federal poverty level (FPL)*      | 15.0%          |
| Families living below the poverty level (%)*       | 10.7%          |
| Population below poverty level*                    | 17.3%          |
| Children below poverty level*                      | 23.1%          |
| Unemployment                                       | 3.6%           |
| Income inequality (Gini index)                     | 0.43           |

QUESTIONS?

Email us:  
mithrive@northernmichiganchir.org



**Importance:** Health inequities are systematic and unjust differences in opportunities to achieve optimum health and wellbeing. These inequities lead to preventable differences in health status or outcome (health disparities). The dimensions in which health disparities exist can include geographic location, race, ethnicity, disability, age, sexual identity, and socioeconomic status.

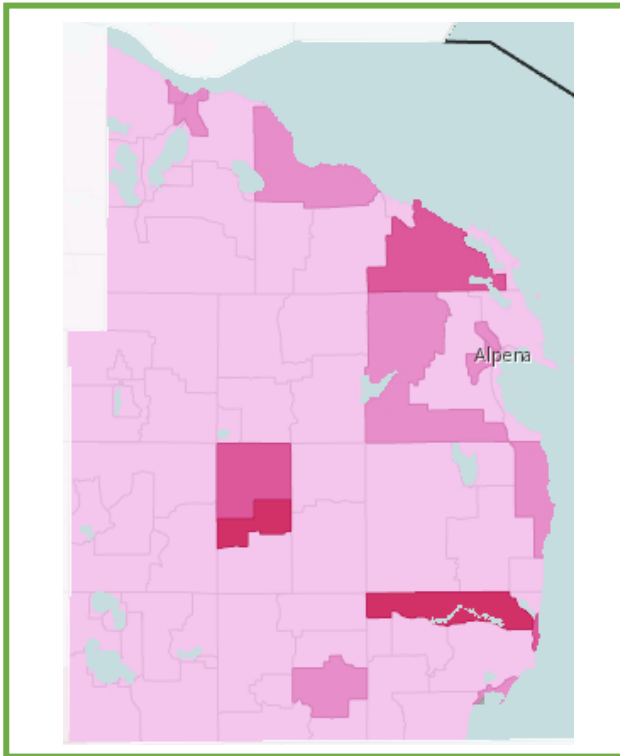
|   |   |
|---|---|
| 1 | <b>Strengthening community engagement and promoting social justice</b> emerged as themes in the pulse survey series when clients/patients were asked to identify ways in which their community could ensure everyone has a chance at living the healthiest life possible.                                     |
| 2 | <b>Strengthen community connection and support</b> emerged as theme in the pulse survey series when clients/patients were asked to identify ways in which we can come together so that people promote each other's wellbeing and not just their own.  |
| 3 | <b>A lack of community support/connectedness and system navigation issues</b> emerged as themes in the pulse survey series when clients/patients were asked to think about groups that experience relatively good health and those that experience poor health and to identify why that difference may exist. |
| 4 | <b>Social stigma and discrimination</b> emerged as themes in the pulse survey series for clients/patients that scored the following statement low, " My community is a good place to age."  |
| 5 | 13.3% (n=892) of northeast residents identified <b>belonging and inclusion</b> as a top factor a thriving community.  |
| 6 | 7.8% (n=892) of northeast residents identified <b>racism and discrimination</b> as a top issue impacting their community.   |

### FOCA: Key Issues

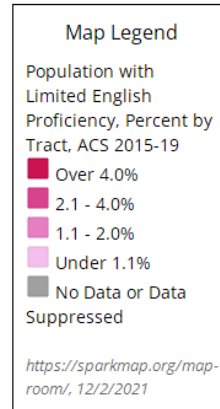
- Improving social connectedness could improve self-confidence and empowerment
- There is a lot of stigma related to substance use disorder treatment
- Broadband resources have increased availability to many services but only for those who have broadband availability, who can afford it and who know how to use it. The region's large population of old adults are not comfortable using the internet



### Diversity, equity, and inclusion emerged as a top theme in 4 of 6 data collection activities.



Geographic disparities exist at the census tract level with the **highest percentages of limited English proficiency in Iosco and Oscoda**



Stigma is a barrier to resources: "Those have been turned away are afraid to come back"

People believe that they don't have a voice or that their voice is not going to be heard

Community participation – recognizing how helping vulnerable populations helps the community as a whole

| Indicator<br>*= <i>worse than state average</i>    | NECHIR Average |
|--|----------------|
| Children 0-5 in Special Education*                 | 3.2%           |
| Special Education % Child Find                     | 99.7%          |
| Children enrolled in early education               | 31.2%          |
| Students not proficient in Grade 4 English*        | 56.8%          |
| High school graduation                             | 84.8%          |
| High school graduate or higher*                    | 88.9%          |
| Bachelor's degree or higher*                       | 16.8%          |
| Families living below federal poverty level (FPL)* | 10.7%          |
| ALICE Households*                                  | 27.4%          |



**8 of 11**  
Community Collaborative assessments in 8 out of 11 counties identified a need for increased diversity and inclusion.

QUESTIONS?

Email us:  
[mithrive@northernmichiganchir.org](mailto:mithrive@northernmichiganchir.org)



**Importance:** Access to health services affects a person’s health and well-being. It can prevent disease and disability, detect and treat illness and conditions; and reduce the likelihood of early death and increase life expectancy.

|          |   |
|----------|---|
| <b>1</b> | 58.3% (n=115) of providers identified <b>access to quality healthcare services</b> as a top factor for a thriving community. <u>This ranked #2 out of 15 factors.</u>   |
| <b>2</b> | 24.3% (n=115) of providers identified <b>disease and illness prevention</b> as a top factor for a thriving community. <u>This ranked #7 out of 15 factors.</u>  |
| <b>3</b> | 20.9% (n=115) of providers identified <b>lack of access to healthcare services</b> as a top issue impacting their patients/clients. <u>This ranked #5 out of 35 issues.</u>   |
| <b>4</b> | 37% (n=892) of northeast residents identified <b>access to quality healthcare services</b> as a top factor for a thriving community. <u>This ranked #1 out of 15 factors.</u>   |
| <b>5</b> | 11.5% (n=892) of northeast residents identified <b>lack of access to healthcare services</b> as a top issue impacting their community. <u>This ranked #7 (tie) out of 35 issues.</u>  |
| <b>6</b> | 11.5% (n=892) of northeast residents identified <b>lack of quality healthcare services</b> as a top issue impacting their community. <u>This ranked #7 (tie) out of 35 issues.</u>  |
| <b>7</b> | <b>Improve the healthcare system</b> emerged as a theme in the pulse survey series when clients/patients were asked to identify ways we can ensure people in tough life circumstance come to have as good a chance as others do in achieving good health and wellbeing over time. |
| <b>8</b> | <b>Healthcare and insurance</b> emerged as themes in the pulse survey series when clients/patients were asked to identify why some groups of people experience relatively good health as compared to those that experience poor health.   |
| <b>9</b> | <b>Lack of healthcare</b> emerged as a theme in the pulse survey series for patients/client that scored the following statement low, “My community is a good place to age.”   |

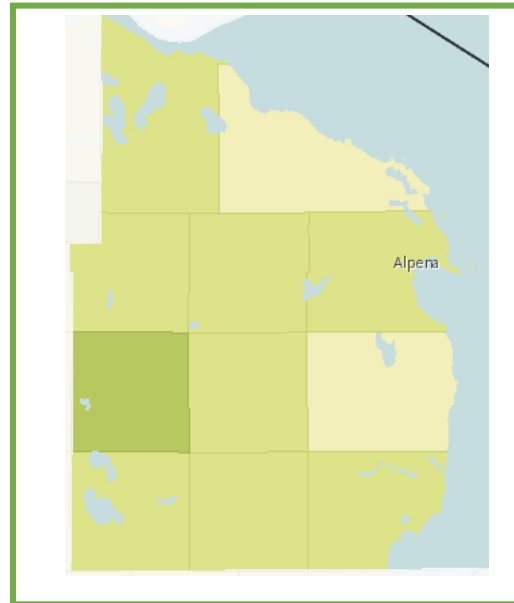
### FOCA: Key Issues

- The healthcare workforce isn’t sufficient.
- COVID-19 and healthcare access issues have led to less preventative care and poor health outcomes.
- Accessing healthcare through telehealth has been helpful to some but broadband access is limited for others.
- Some are unsure how to access insurance navigators or receive ineffective insurance referrals.
- Health insurance can be too expensive

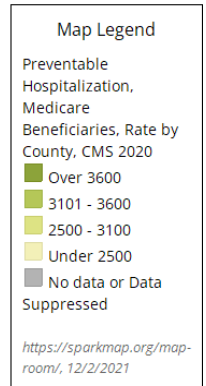


**Healthcare** emerged as a top theme in **5 of 6** data collection activities.

| Indicator<br>*= <b>worse than state average</b> | NECHIR Average      |
|---|---------------------|
| Self-reported health fair or poor*              | 24.9%               |
| All Cancer Incidence*                           | 459.6 per 100,000   |
| Average HPSA Score-Dental Health*               | 19.1                |
| Liver disease mortality*                        | 15.1 per 100,000    |
| Chronic lower respiratory disease mortality     | 64.1 per 100,000    |
| Uninsured*                                      | 7.0%                |
| No personal health checkup in the past year     | 17.1%               |
| Preventable hospital stays (Medicare enrollees) | 3,692.1 per 100,000 |
| Average HPSA Score – Primary Care*              | 16.0                |
| Fully immunized toddlers (aged 19-35 months)*   | 67.8%               |
| Colorectal cancer incidence*                    | 40.1 per 100,000    |
| All cancer mortality*                           | 179.5 per 100,000   |
| Diabetes mortality                              | 21.9 per 100,000    |
| Heart disease mortality*                        | 218.2 per 100,000   |
| Heart disease incidence (adults)*               | 153.2 per 100,000   |
| YPLL Pneumonia/Flu                              | 94.5 per 100,000    |
| Pneumonia incidence*                            | 38.9 per 100,000    |
| Chronic lower respiratory disease mortality*    | 64.1 per 100,000    |
| Kidney disease mortality*                       | 15.1 per 100,000    |
| Oral cavity and pharynx cancer incidence*       | 16.0 per 100,000    |
| Lung and bronchus cancer incidence*             | 70.8 per 100,000    |
| Ever told diabetes (adults)*                    | 18.2%               |
| Ever told COPD (adults)*                        | 15.3%               |
| All causes of death*                            | 846.3 per 100,000   |



Geographic disparities exist at the county level with the **highest preventable hospitalization rate in Crawford County.**



We live in a 600 Sq Mile county with only two health clinics. Medical access is a challenge

There is a lack of healthcare resources and barriers to access. There is a need to improve access to care for low-income individuals

Increase education for health care workers regarding diversity and health equity

**QUESTIONS?**

Email us:  
[mithrive@northernmichiganchir.org](mailto:mithrive@northernmichiganchir.org)





**Importance:** Witnessing or being a victim of child maltreatment, youth violence, intimate partner, violence, bullying, or elder abuse are linked to lifelong physical, emotional, and social consequences.

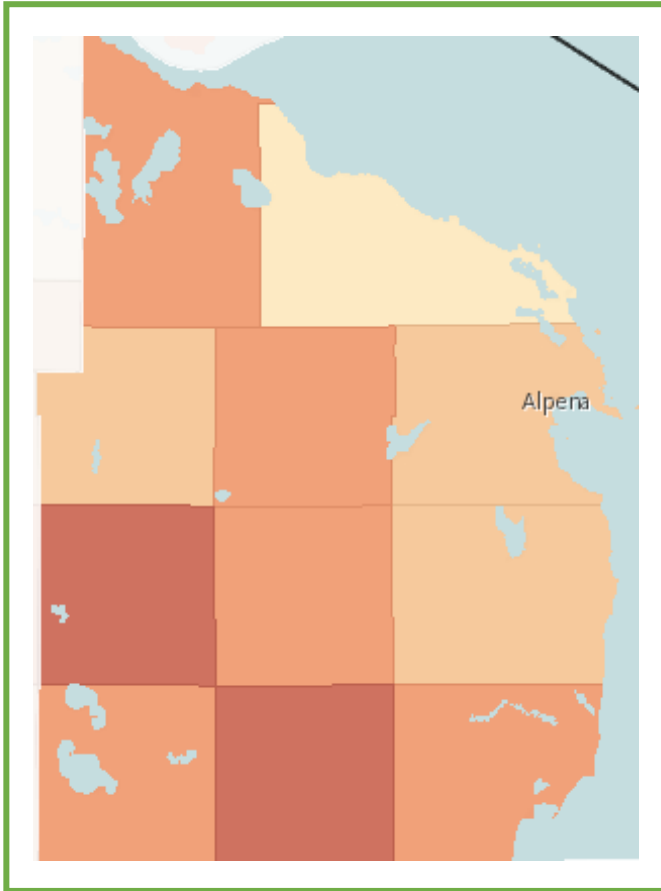
|          |   |
|----------|---|
| <b>1</b> | 28.7% (n=115) of providers identified <b>freedom from trauma, violence, and addiction</b> as a top factor for a thriving community. <b>This ranked #5 out of 15 factors.</b>              |
| <b>2</b> | 26.1% (n=892) of northeast residents identified <b>freedom from trauma, violence, and addiction</b> as a top factor for a thriving community. <b>This ranked #3 out of 15 factors.</b>    |
| <b>3</b> | <b>Social stigma and discrimination</b> emerged as themes in the pulse survey series for clients/patients that scored the following statement low, "My community is a good place to age." |
| <b>4</b> | <b>Safety concerns</b> emerged as a theme in the pulse survey series for clients/patients that scored the following statement low, "My community is a good place to raise children."      |
| <b>5</b> | 13.3% (n=892) of northeast residents identified <b>belonging and inclusion</b> as a top factor a thriving community.  |
| <b>6</b> | 7.8% (n=892) of northeast residents identified <b>racism and discrimination</b> as a top issue impacting their community.   |

Improvement identified – Need a small home community for the homeless

Need for family wrap-around support

Need to Empower people to know and/or like that they have options

**Safety and wellbeing** emerged as a top theme in **4 of 6** data collection activities.



| Indicator<br>*=worse than state average | NECHIR Average   |
|---|------------------|
| Teens with 2+ ACES                      | 37.1%            |
| <b>Child abuse/neglect rate*</b>        | 154.3 per 1,000  |
| <b>Injury mortality*</b>                | 96.5 per 100,000 |
| <b>Unintentional injury mortality*</b>  | 54.8 per 100,000 |
| Motor vehicle crash mortality           | 14.0 per 100,000 |

There has been an increase in funding & awareness of early childhood supports

Opportunities to increase Mental Health First Aid training with region's high rates of trauma and suicide

**Map Legend**

Unintentional Injury (Accident) Mortality, Age Adj. Rate (Per 100,000 Pop.) by County, CDC NVSS 2015-19

- Over 70.0
- 50.1 - 70.0
- 40.1 - 50.0
- Under 40.1
- Data Suppressed (<20 Deaths)

<https://sparkmap.org/map-room/>, 12/3/2021

Geographic disparities exist at the county level with **higher age-adjusted rates of unintentional injury in Crawford and Ogemaw**



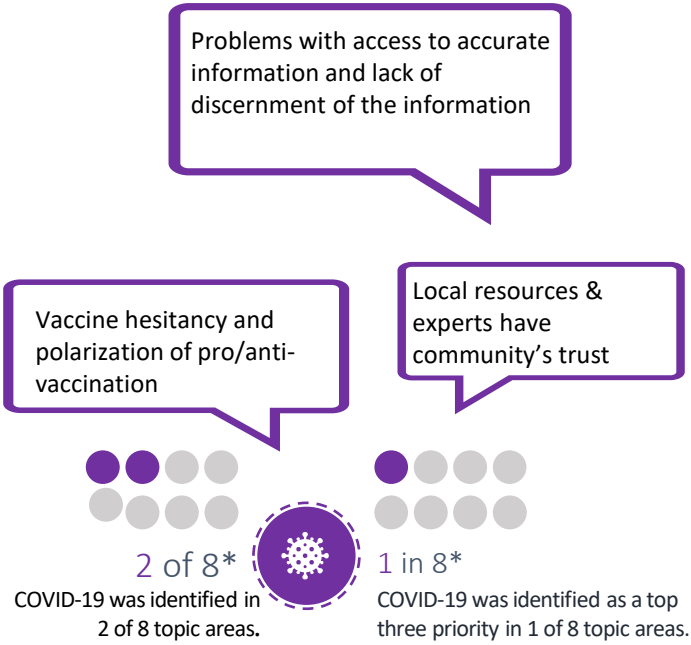
**QUESTIONS?**

Email us:  
[mithrive@northernmichiganchir.org](mailto:mithrive@northernmichiganchir.org)



**Importance:** In addition to causing disease and death, the COVID-19 pandemic has had a negative impact on healthy and active lifestyles as well as mental health and quality of life.

- 15% (n=892) of northeast residents identified **COVID-19** as a top issue impacting their community. **This ranked #4 out of 35 issues.**
- COVID-19 prevention measures and affordable/accessible childcare** emerged as themes in the pulse survey series when clients/patients were asked to think of ways to ensure people in tough life circumstances come to have as good a chance as others do in achieving good health and wellbeing over time.



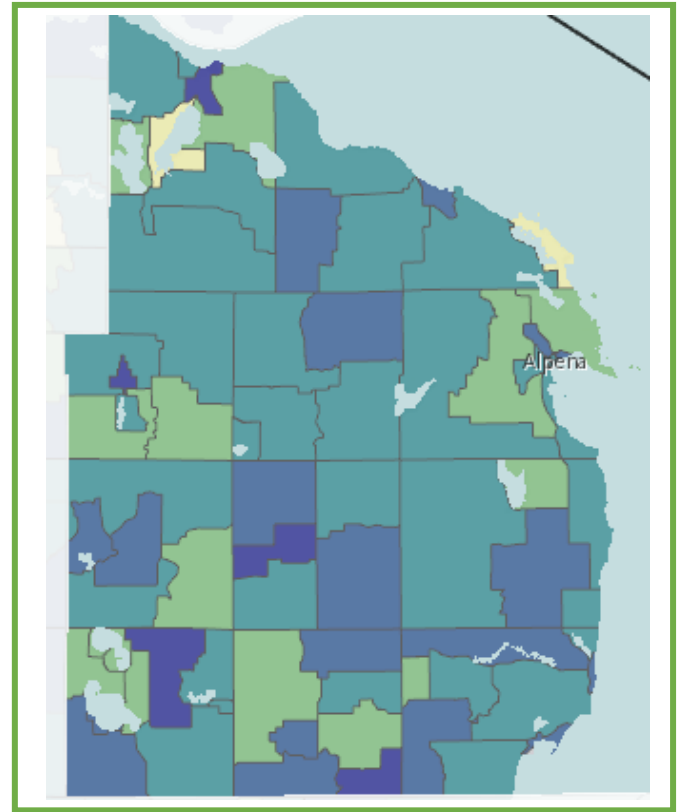
\*COVID-19 was a stand-alone Topic Area; participants were instructed to focus on their Topic Area rather than on COVID-19

### CSA Key Issues

- Covid-19 has impacted the ability to update community assessments with current information continuously. Assessment is a lengthy endeavor and has been hard to update. The focus of health improvement issues has shifted to Covid.
- Covid has had a huge impact on the ability of the Community System to collaborate on health improvement initiatives.
- Not being able to meet face to ace and having to be online is a huge barrier to community engagement

COVID-19 emerged as a top theme in **5 of 6** data collection activities.

| Indicator<br>*=higher than state average | NECHIR Average |
|--|----------------|
| Median household income                  | \$44,760       |
| Population living below poverty*         | 17.3%          |
| Unemployed                               | 3.6%           |
| High school graduate                     | 88.9%          |
| Population under the age of 18           | 16.9%          |
| Non-Hispanic white population*           | 94.4%          |
| Population aged 65+*                     | 28.9%          |
| Population living with a disability*     | 21.5%          |
| Not proficient in English                | 0.2%           |
| No household vehicle                     | 5.9%           |
| Child food insecurity*                   | 19.9%          |
| Population food insecurity*              | 16.4%          |



Geographic disparities exist at the census tract level with **higher social vulnerability** in areas of Cheboygan, Ogemaw, Oscoda, Otsego, and Roscommon

**Map Legend**

Social Vulnerability Index by Tract, CDC 2018

- 0.81 - 1.00 (Highest Vulnerability)
- 0.61 - 0.80
- 0.41 - 0.60
- 0.21 - 0.40
- 0.00 - 0.20 (Lowest Vulnerability)
- No Data or Data Suppressed

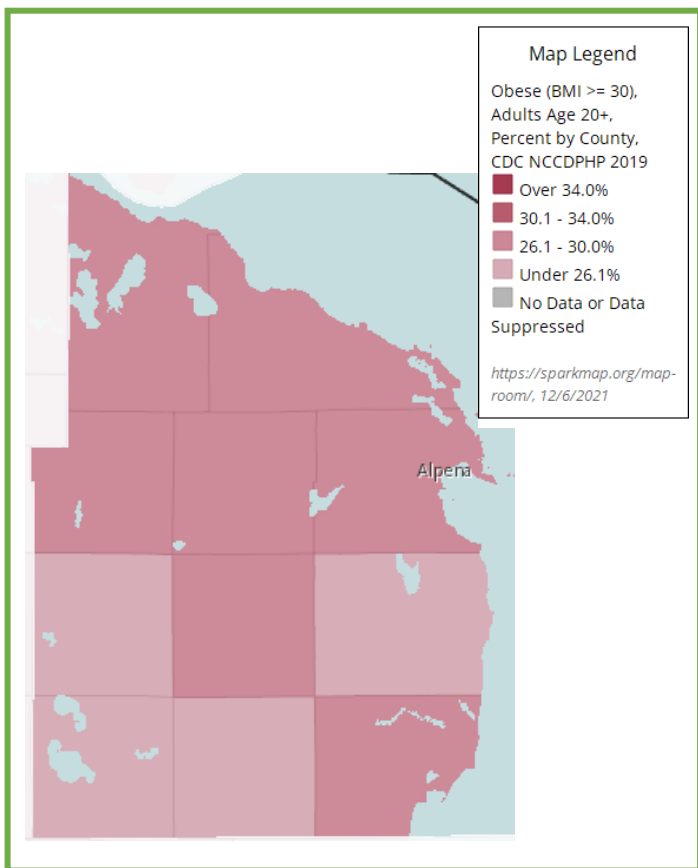
<https://sparkmap.org/map-room/>, 12/10/2021

**QUESTIONS?**

Email us:  
mithrive@northernmichiganchir.org



**Importance:** Obesity is a complex health issue resulting from a combination of causes and factors such as genetics, individual behavior, environment, access to food, education and skills, and income. Consequences of obesity include poorer mental health outcomes, reduced quality of life, and comorbidities.



| Indicator<br>*=higher than state average | NECHIR Average |
|--|----------------|
| Teens with 5+ fruits/vegetables per day  | 24.5%          |
| Obesity (teens)                          | 17.3%          |
| Obesity (adults)                         | 39.3%          |
| Overweight (teens)                       | 19.1%          |
| Overweight (adults)                      | 32.5%          |
| Population food insecurity*              | 16.4%          |
| Child food insecurity*                   | 19.9%          |

Geographic disparities exist at the county level with **lower percentages of adult obesity in Alcona, Crawford, Roscommon, and Ogemaw**

● ● ● **Obesity** emerged as a top theme in **4 of 6** data collection activities.

1

27.8% (n=115) of providers identified **nutritious food** as a top factor for a thriving community. [This ranked #6 out of 15 factors.](#)

2

24.3% (n=115) of providers identified **disease and illness prevention** as a top factor for a thriving community. [This ranked #7 out of 15 factors.](#)

3

29.6% (n=115) of providers identified **obesity** as a top issue impacting their patients/clients. [This ranked #3 out of 35 issues.](#)

4

17.9% (n=892) of northeast residents identified **access to nutritious food** as a top factor for a thriving community. [This ranked #7 out of 15 factors.](#)

5

**Promote nutrition and physical activity** emerged as a theme in the pulse survey series when clients/patients were asked to identify ways in which the community could ensure everyone has a chance at living the healthiest life possible.

6

**More affordable recreation** emerged as a theme in the pulse survey series when clients/patients were asked to identify ways in which the community can come together so that people promote each other's wellbeing and not just their own.

## What improvements would you like to see in your Community System in the next three years?

When it comes to the people we reach about their health, help people set their own health goals and empower them with ongoing information to help them work towards their goals.

QUESTIONS?

Email us:

[mithrive@northernmichiganchir.org](mailto:mithrive@northernmichiganchir.org)

