

Health Concerns Component for Providers and Clinical Staff

Cerner PowerChart Ambulatory EDUCATION

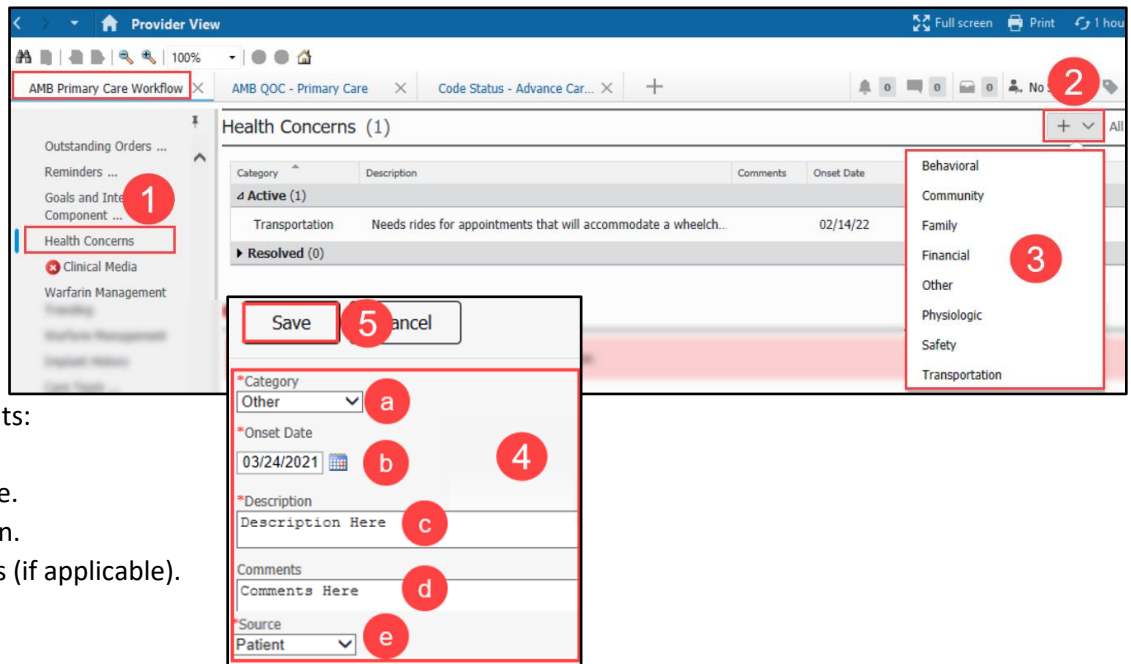
Overview

A health concern is a health-related matter that is of interest, importance, or worry to the patient, patient's family, or patient's health care provider. The health-related concern is sufficiently important that someone in the health care environment has identified it as requiring attention and tracking.

Health Concerns Component

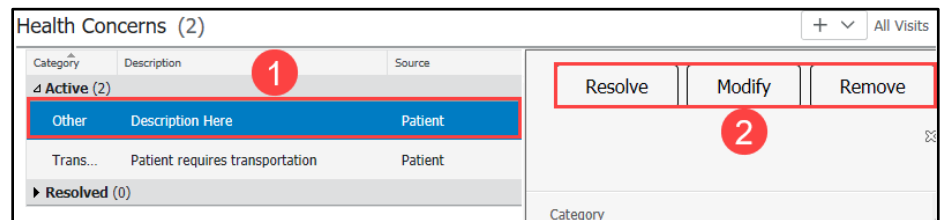
To add a Health Concern:

1. Navigate to the Health Concerns Component within the Workflow.
2. Click + to add.
3. Select a Health Concern from the list.
4. Enter data elements:
 - a. Category.
 - b. Onset Date.
 - c. Description.
 - d. Comments (if applicable).
 - e. Source.
5. Click Save.

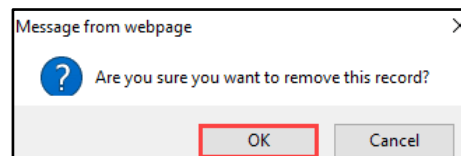


To Resolve, Modify, or Remove a Health Concern:

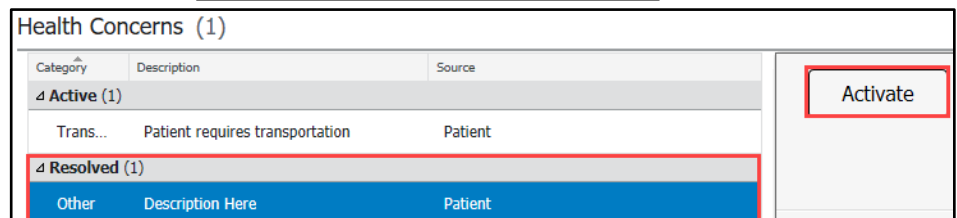
1. Click on the item.
2. Click the appropriate action.



If Remove is selected, click OK on the pop-up window.



Note: Resolved health concerns are located under the resolved heading. The user can reactive them by **clicking** Activate.

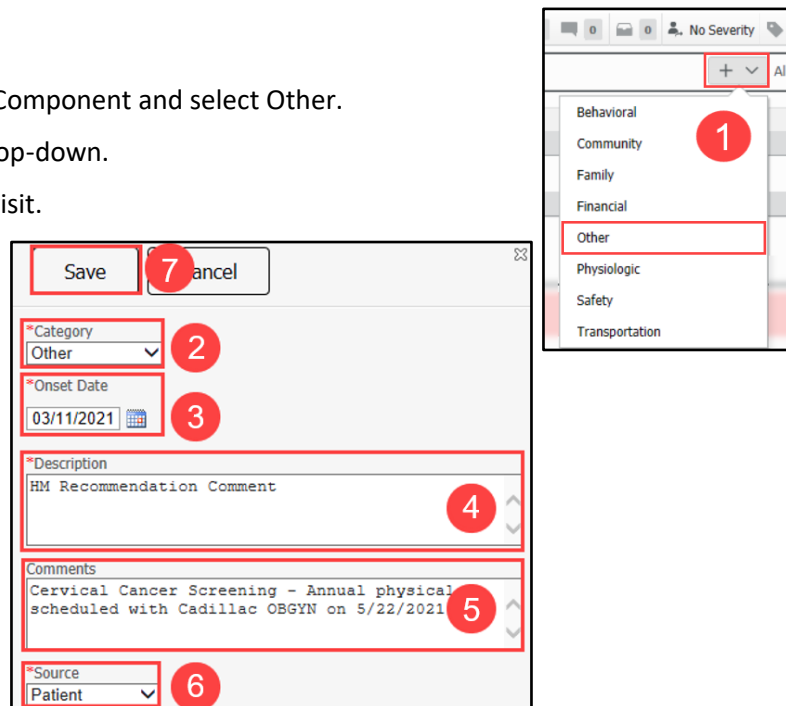


Workflow for Health Maintenance Recommendation Comments via Health Concerns Component

Using the Health Concerns Component for Health Maintenance recommendation comments would allow providers and staff to see if Health Maintenance recommendations were addressed at that office visit, but unable to be satisfied. The date can be modified at future office visit if the comment is still valid (the date should reflect the appropriate office visit for the comment).

To add a Health Maintenance comment:

1. Click the + button in the Health Concerns Component and select Other.
2. Verify Other is selected in the Category drop-down.
3. Enter an Onset Date as the date of office visit.
4. Type Health Maintenance (HM) Recommendation Comment in the Description text box.
5. Enter a recommendation comment, if appropriate.
6. Select Patient as the source.
7. Click Save.



The screenshot shows the Health Concerns Component form with the following fields and callouts:

- 1:** A red circle highlights the '+' button in the top right corner of the form.
- 2:** A red circle highlights the 'Other' selection in the 'Category' dropdown menu.
- 3:** A red circle highlights the '03/11/2021' date in the 'Onset Date' field.
- 4:** A red circle highlights the 'HM Recommendation Comment' text in the 'Description' text box.
- 5:** A red circle highlights the 'Cervical Cancer Screening - Annual physical scheduled with Cadillac OBGYN on 5/22/2021' text in the 'Comments' text box.
- 6:** A red circle highlights the 'Patient' selection in the 'Source' dropdown menu.
- 7:** A red circle highlights the 'Save' button in the top left corner of the form.