

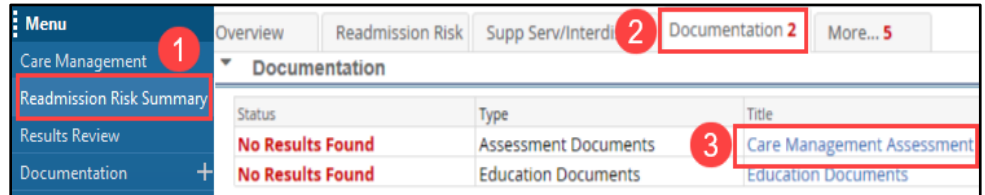
Initial Assessment Documentation for Patient Case Managers

Cerner PowerChart EDUCATION

Initial Assessment Documentation

Case Managers are required to complete the patient’s Initial Assessment within 24 hours following hospital admission.

1. Select the **Readmission Risk Summary** on the dark blue menu in the patient’s chart.

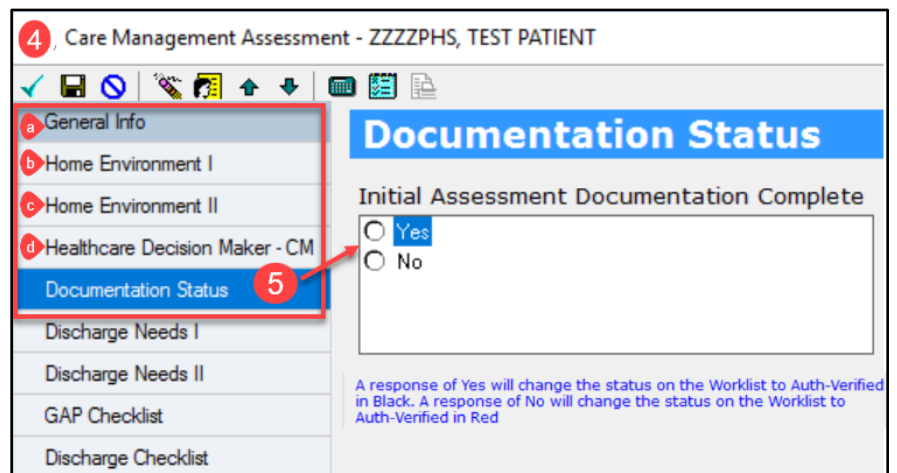


2. Select the **Documentation** tab.

3. Select the blue hyperlink to open the **Care Management Assessment** PowerForm.

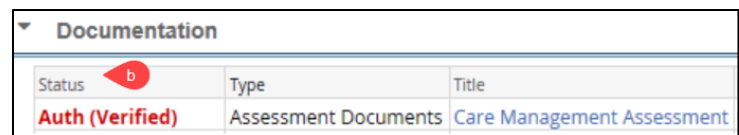
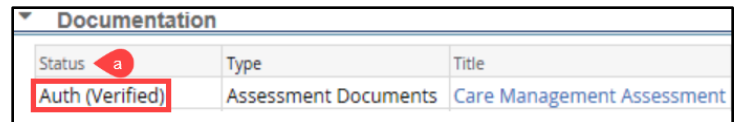
4. Initial Assessment Components:

- a. General Information
 - o View only.
 - o Information flows from nursing documentation.
- b. Home Environment I.
- c. Home Environment II.
- d. Healthcare Decision Maker
 - o View existing documents if present.



5. Documentation Status:

- Select **Yes** or **No** for Documentation Complete.
 - a. Selecting **Yes** changes the **status** on the Documentation tab to Auth (Verified) in **black** text.
 - b. Selecting **No** changes the **status** on the Documentation tab to Auth (Verified) in **red** text, which indicates there are still items to address within the Initial Assessment section.



6. **Sign** with the green checkmark.

7. **Refresh** from the pancake stack drop down on the right side of the screen to update the document status.

