

# Lipid Screening Recommendations Workflow for Providers and Clinical Staff

## Cerner PowerChart Ambulatory EDUCATION

**Summary:** To provide the highest quality care to our patients and meet necessary requirements for quality measures, male patients aged 35 and older and female patients aged 45 and older, must have a Lipid Screening ordered or documented as completed from Recommendations every five years.

**Support:** Ambulatory Informatics at 231-392-0229.

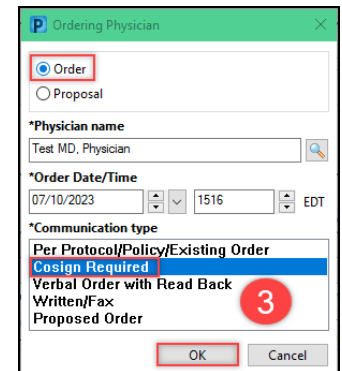
### Screening Not Complete

Follow these steps to order the appropriate screening if Recommendations indicate Lipid Screening is due today and has not been done elsewhere:

1. Navigate to the Recommendations section of the AMB Nursing Workflow or the AMB Primary Care Workflow.
2. Under Recommendations, click **Order: Lipid Panel**.



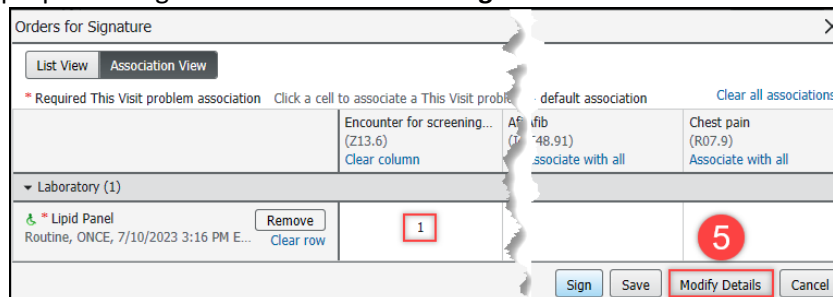
3. If clinical staff is placing the order, enter the Ordering Physician details, select **Cosign Required**, and click **OK**.



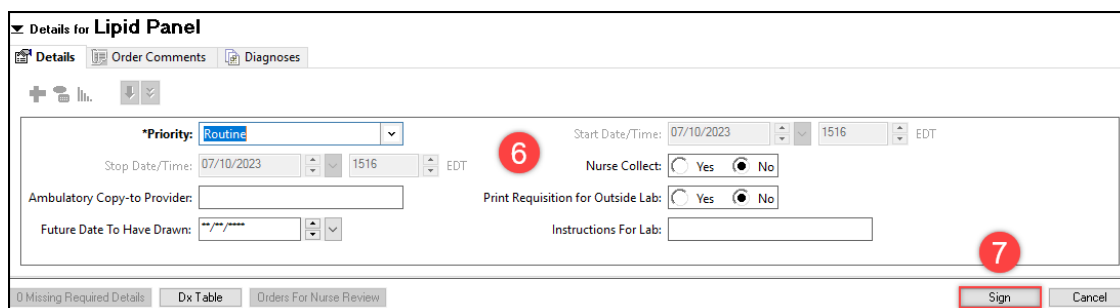
4. Click the **Orders for Signature** icon.



5. Associate the appropriate diagnosis code **Z13.6 Screening for Cardiovascular Disorders** and click **Modify Details**.



6. Complete all necessary information in the Order Details screen.
7. Click **Sign**.



## Lipid Screening Recommendations Workflow for Providers and Clinical Staff

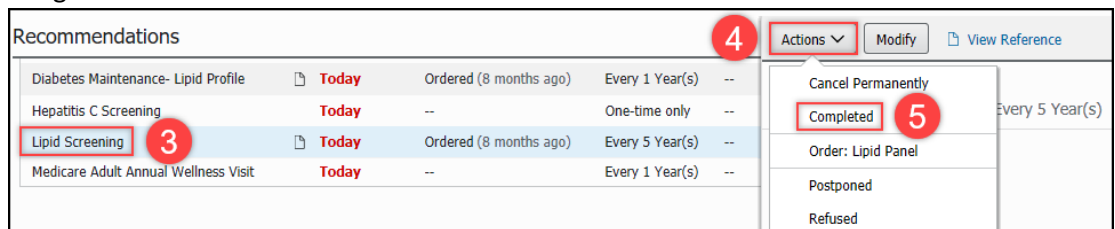
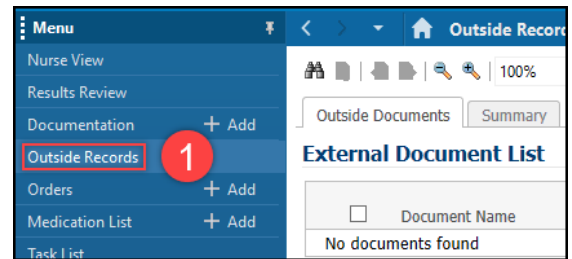
### Cerner PowerChart Ambulatory EDUCATION

8. Lipid Screening Recommendation will now be moved to the **Not Due/Historical** tab within Recommendations.
9. If needed, print or fax the order from Medical Record Request.

#### Screening Complete and Outside Report is Available

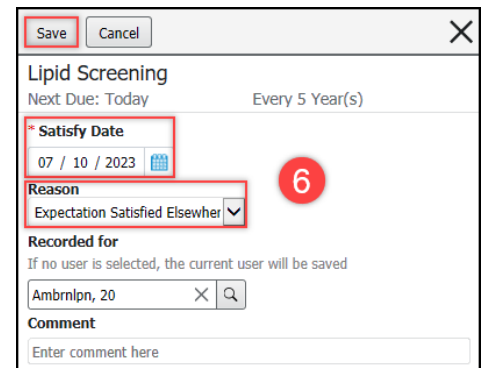
If Recommendations show Lipid Screening is due but the patient states that the screening has already been completed:

1. In the dark blue menu, click on **Outside Records** to view the External Document List.
  - a. **Note:** Some results may also be available in Documents or Clinical Notes.
2. If results are available within the recurrence timeframe, navigate to Recommendations.
3. Select the Lipid Screening Recommendation.
4. Click on **Actions**.
5. Select **Completed**.



6. Complete **Satisfy Date**, **Reason**, and **Comment** (if necessary) fields and click **Save**.

**Note:** Satisfy date is the specimen collection date.



#### Screening Complete and Outside Report is Not Available

If Recommendations show Lipid Screening is due and the patient states that the screening has already been completed, but the report is not available:

1. Have the patient complete a Medical Release of Information form to obtain outside records.
2. Fax the completed and signed form to the performing facility.
3. Once the report has been received, update the Recommendations as demonstrated above.
4. The provider will review and sign-off.

**Note:** Providers are responsible for updating Recommendations annually.