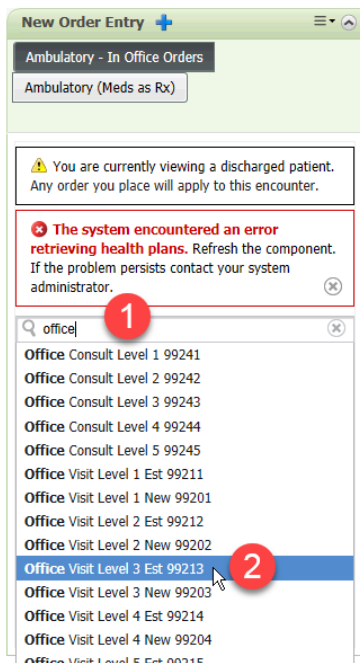



# nCode Downtime Job Aid

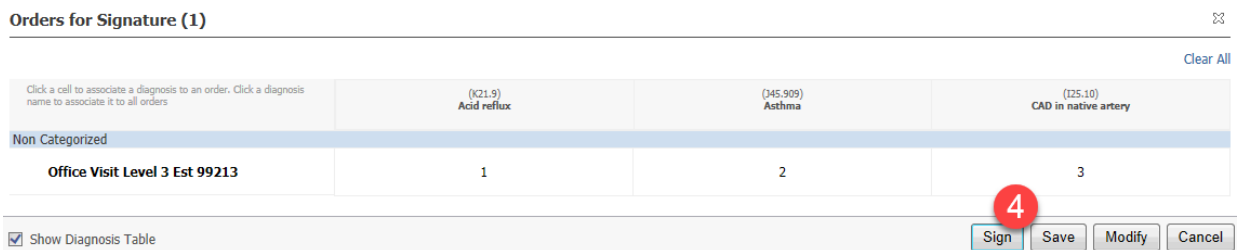
In the event of nCode, Cerner’s Next Generation Evaluation & Management (E&M) Coding solution is down, please use the following steps to assign an E&M level code to your patient documentation.

## Process

1. New Order Entry component on the orders page type in the appropriate visit type E&M Code
2. Select the appropriate E&M code



3. Click the Orders for Signature button  1
4. Associate appropriate diagnosis(s) for the visit. Click Sign.



The central billing office (CBO) will be notified of the nCode downtime and will manually check to ensure proper level of E&M coding.

## Codes

### Office Visit New Patient E&M Codes:

E&M Level	Code	History/Exam	Decision Making
Office Visit Level 1 New	99201	Problem Focused	Straightforward
Office Visit Level 2 New	99202	Expanded Problem Focused	Straightforward
Office Visit Level 3 New	99203	Detailed	Low
Office Visit Level 4 New	99204	Comprehensive	Moderate Complexity
Office Visit Level 5 New	99205	Comprehensive	High Complexity

### Office Visit Established Patient E&M Codes:

E&M Level	Code	History/Exam	Decision Making
Office Visit Level 1 Est	99211	Problem Focused	Straightforward
Office Visit Level 2 Est	99212	Problem Focused	Straightforward
Office Visit Level 3 Est	99213	Problem Focused	Straightforward
Office Visit Level 4 Est	99214	Detailed	Moderate
Office Visit Level 5 Est	99215	Comprehensive	Medical

### Office Visit Consultation E&M Codes:

E&M Level	Code	History/Exam	Decision Making
Office Visit Level 1 Est	99241	Problem Focused	Straightforward
Office Visit Level 2 Est	99242	Expanded Problem Focused	Straightforward
Office Visit Level 3 Est	99243	Detailed	Low
Office Visit Level 4 Est	99244	Comprehensive	Moderate
Office Visit Level 5 Est	99245	Comprehensive	High Complexity