

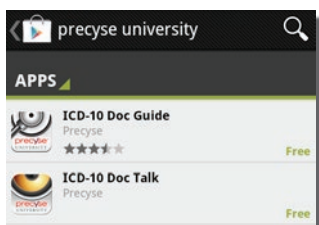
Downloading Precyse Android Apps: *Doc Talk and Doc Guide*

1. To download one of the Precyse University mobile apps for Android mobile devices,

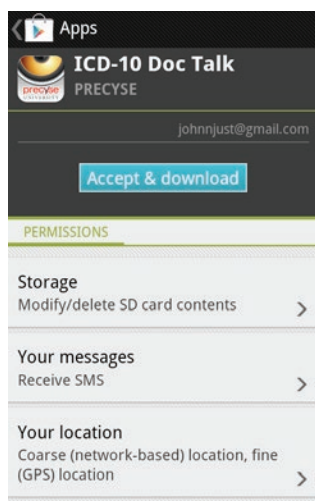
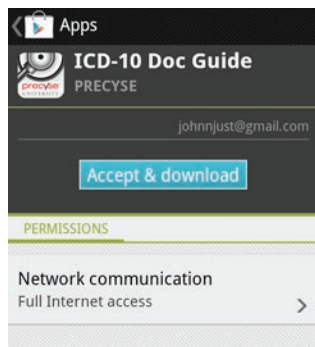


launch the Google Play Store by tapping the Play Store icon.

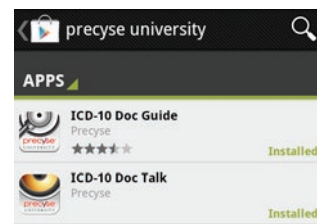
2. The quickest way to find Precyse University apps is to search the Google Play Store using the keywords “Precyse University”.



3. To install an app, tap one of the listed apps in the search results. Then, in the app description, tap the blue “Accept & download” button.



4. Once installed, these apps will display as “Installed” in the Google Play store.



5. An app can be launched by tapping the white “Open” button in the app description on the Google Play store, or by tapping the new app icon that appears on the home screen.

