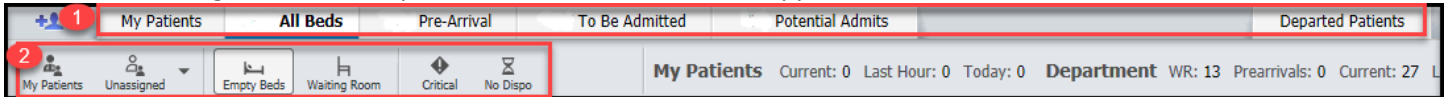


Alerts, Icons & Statuses for ED Nurses, ED Nurse Assistants, ED Tech, and ED Unit Clerk

Cerner FirstNet EDUCATION

Zones & Filters

1. Select a zone to quickly see the patients in that area. *Some facilities display additional patient zone tabs.
2. After selecting a zone tab, any combination of filters can be applied to the selected zone.



Critical Bed Alerts

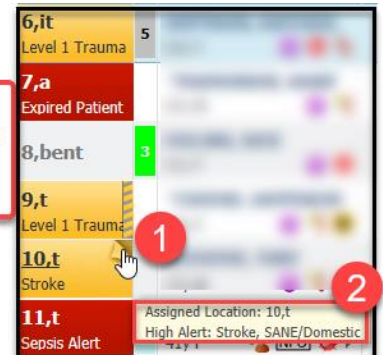
Red Background Alerts (in order of ranking, high to low):

- | | | |
|--------------------|---|-------------------------|
| 1. Expired Patient | } | User Requested Alert |
| 2. Sepsis Alert | | |
| 3. SIRS Alert | } | System Generated Alerts |
| 4. CSSRS High Risk | | |

Orange Background (in order of ranking, high to low):

- | | | |
|--------------------|---|-----------------------|
| 1. Level 1 Trauma | } | User Requested Alerts |
| 2. Level 2 Trauma | | |
| 3. STEMI | | |
| 4. Level 1 Medical | | |
| 5. SANE/Domestic | | |
| 6. Restraint Care | | |

1. Page Turn: Multiple alerts assigned
2. Hover To discover the all alerts



Note: Only one alert displays based on assigned ranking. If the patient has multiple bed alerts assigned a page turn icon displays. Hover to discover or open the patient summary to review all alerts.

Patient Information Icons & Alerts

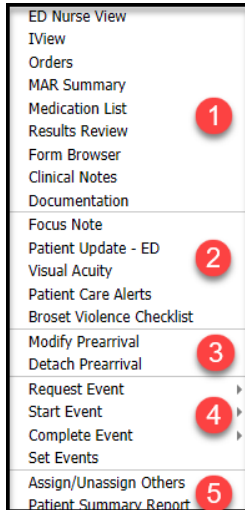
The Patient Information column displays the patient's name, triage information, medical history, and other critical information.

	Critical Notes: i.e., Controlled Substance Agreement, Care Coordination Plan, Directives, Administrative and Legal Documents		Prerival Note Attached
	Allergies		Nurse Assessment
	Allergies Not Checked		Ready Med Clearance
	No Known Allergies		High Risk Columbia-Suicide Severity Rating Scale (CSSRS)
	No Known Medication Allergies		Purple or Yellow Fall Risk (Hover to discover risk level)
	Isolation		Nothing by Mouth
	24, 48, and 72 Hour Return		Opt Out Confidential Registration Status
	History of Violence Patient name highlighted in Orange (pulls forward from previous encounters)		

Alerts, Icons & Statuses for ED Nurses, ED Nurse Assistants, ED Tech, and ED Unit Clerk

Menu Commands

Right-click a patient's row to access the following commands:



Section 1: Launches into the respective part of the patient chart

Section 2: Launches into documentation forms

Section 3: Attach, modify or detach prearrival form

Section 4: Set events

Section 5: Quickly add/unassign members of the clinical team

Vital Signs

	Vital signs are available and critical		Vital signs are available and not critical
	Vital signs are critical and need to be reassessed		Vital signs are not critical and need to be reassessed

Nurse Activity Indicators & Documentation

	Ordered medication, 2 outstanding nurse activities		Document
	Overdue		Orders to Review
	Not Done		

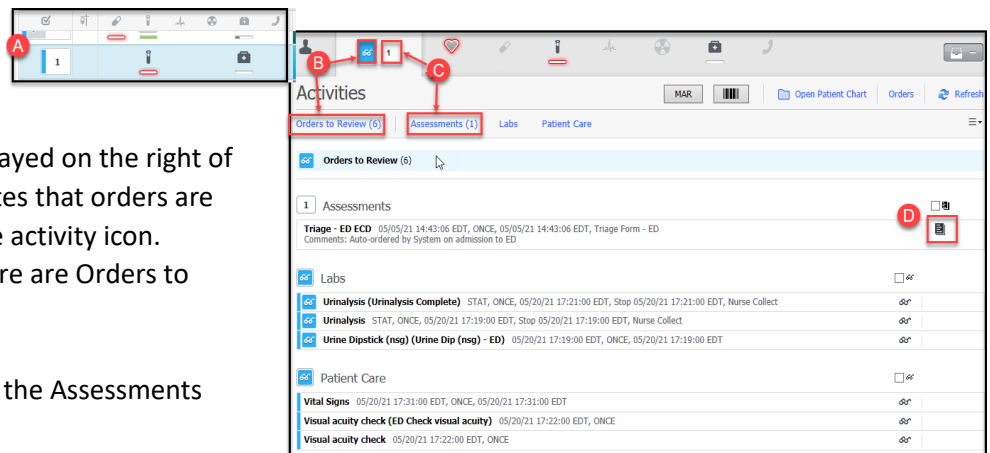
A. Hover over an activity indicator to view activity details.

- The total number of outstanding activities is displayed on the right of the icon. The blue bar indicates that orders are ready for review. Click on the activity icon.

B. Once open, the user can see that there are Orders to Review and,

C. An Assessments activity


D. Click the document icon to complete the Assessments activity





Alerts, Icons & Statuses for ED Nurses, ED Nurse Assistants, ED Tech, and ED Unit Clerk

Cerner FirstNet EDUCATION






IV Stop Times

	IV stop time documentation required. Click the icon to complete the documentation.
---	--


Medication Orders

	Medication Ordered: The medication order has been placed, but not administered or completed. The icon and status indicator are available.		Medication Order Completed: The medication order has been administered and reviewed. The icon is unavailable and is displayed as faded out.
---	---	---	---


Laboratory Orders and Results

	Ordered		
	Ready for review with critical results		User reviewed with critical results
	Ready for review with normal results		User reviewed with normal results

ECG Orders and Results

	ECG In Process: The ECG order has been placed, and the procedure is either waiting to be completed or is in process.		The ECG is completed and reviewed.
---	--	---	------------------------------------

Radiology Orders and Results

	Exam Ordered		Exam Complete
	Report available		

Patient Care Orders

	Ordered		Complete
---	---------	---	----------

Consult Orders














	Ordered		Complete
---	---------	---	----------

Alerts, Icons & Statuses for ED Nurses, ED Nurse Assistants, ED Tech, and ED Unit Clerk

Cerner FirstNet EDUCATION

Throughput Status and Notifications

The throughput status displays a patient's status.

 Purple	Prearrival	 Gray	Disposition Order: An order has been placed for Admit, Transfer or Expired items.
 Orange	Need Provider Action	 Dark Blue	Discharged Order Placed
 Blue	Assigned or Evaluation in Progress: The patient has already been seen or has orders placed.	 Magenta	Triage Documentation Not Completed
 Green	Orders Complete: A check mark indicates that all orders are complete.	 Blue	Triage Documentation Complete
 Pink	Bed Ready		
 Bed Assignment		 Bed Ready	
 Bed Request		 Discharge Disposition	