




















## CareAdmin Icons

Icon	Description
	Indicates that the pharmacy has reviewed and rejected the order.
	Indicates that the order <u>has not</u> been verified by the pharmacy. Unless a preference has been set by your site administrator to allow it, you cannot take a Chart action until the pharmacy verifies the order.
	Indicates that the order must be reviewed by a nurse.
	Indicates that the task has discrete information to be captured. For example, a digoxin medication task may require that the patient's heart rate be entered before the task is signed. Click the icon to open the charting window. Documented discrete information is displayed in the Result column.
	Indicates that a pharmacy comment is attached to the order.
	Indicates that an admin note (a nurse-to-nurse communication) is attached to the order.
	Indicates that this is a priority task.
	Indicates that this task is unscheduled. This is a one-time task that is not prn and that time at which the task should be administered was not defined when the order was placed, such as an "on-call" medication for a surgical procedure.
	Indicates that the task is ready to be charted.
	Indicates that a required field has not been completed in the Result column. The Result column is displayed with a yellow background.
	Indicates that the task is critical. The system does not allow you to chart a task when this icon is displayed. Possible workflows where this may appear include overdose (the scanned dose is greater than the ordered dose), incompatible drug form (the scanned drug form does not match the ordered drug form), and incompatible drug form route (the scanned drug form cannot be administered using the ordered drug form route).
	Indicates that the task is overdue

## CareAdmin Icons

	<p>Indicates that the dose you have scanned or entered is an underdose. The system allows you to administer an underdose and displays a warning message.</p>
	<p>Indicates that the task is not associated to the current encounter.</p>
	<p>Indicates that one order is linked to another order.</p>
	<p>The Inactive Order icon is displayed on a task associated to an order that is in one of the following statuses:</p> <ul style="list-style-type: none"> <li>• Cancelled</li> <li>• Pending Completed</li> <li>• Discontinued</li> <li>• Transfer/cancelled</li> <li>• Suspended</li> </ul>
	<p>The preference, view plans, determines when this icon displays on a task. This icon displays when the task is associated to an order that was generated as part of a PowerPlan if the preference is set to 1 = on.</p>
	<p>This icon displays when the task is associated to an order that was generated as part of a Careset.</p>
	<p>This icon display on the medication charting window if the system, for any reason cannot evaluate the medication interval for the warning.</p>