

MAR Overview

The MAR (Medication Administration Record) displays medication orders and administration tasks entered by providers, nurses, or pharmacy staff.

The MAR sections:

- Navigator with Time and Therapeutic Class Views to see different medication categories.
- Medication Section that displays medications and associated order details.
- Administration Columns that contain dates and times the medication is given. The current date and time column is highlighted in yellow.
- Time Frame Bar.

The screenshot shows the MAR interface with the following components:

- Navigator:** A sidebar on the left with a 'MAR' button highlighted in red. It contains various view options like 'Scheduled', 'Unscheduled', 'PRN', etc.
- Time Frame Bar:** A bar at the top showing the date range 'January 29, 2023 10:57 AM EST - January 31, 2023 10:57 AM EST [Clinical Range]'.
- Medication Section:** A central area displaying medication details for 'ceFAZolin (Kefzol IVPush)' and 'acetaminophen-HYDRocodone (Norco 5 m...)'. It includes dosage, route, and start dates.
- Administration Columns:** A grid on the right showing administration times for '1/30/2023 9:00 PM EST', '1/30/2023 1:00 PM EST', and '1/30/2023 10:57 AM EST'. The current time column is highlighted in yellow.

MAR Functions

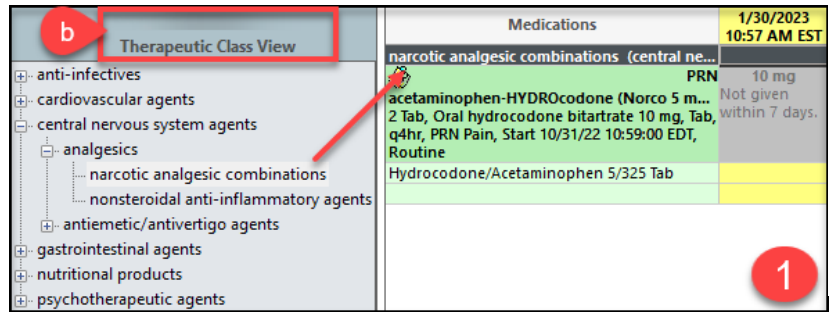
1. The Navigator allows viewing medications from:

a) The Time View displays

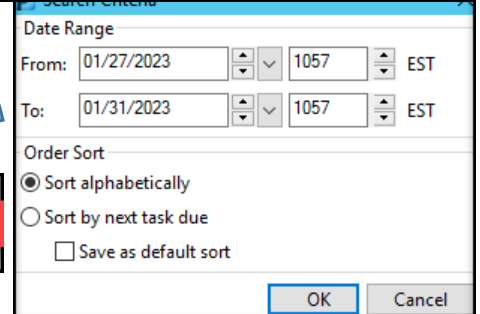
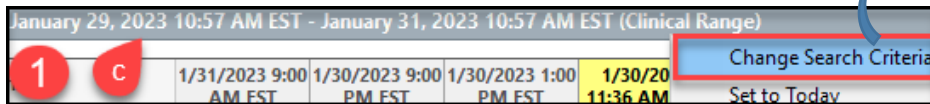
- Scheduled.
- Unscheduled.
- PRN.
- Continuous Infusions.
- Discontinued medication sections for any medication once completed.

This close-up shows the 'Time View' selected in the Navigator. The Medication Section displays details for 'AI hydroxide/Mg hydroxide/si' and 'baclofen'. The Administration Columns show dates '2/2/2023 11:52 AM EST' and '2/2/2023 7:00 AM EST'. A red circle with the number '1' is placed over the current time column.

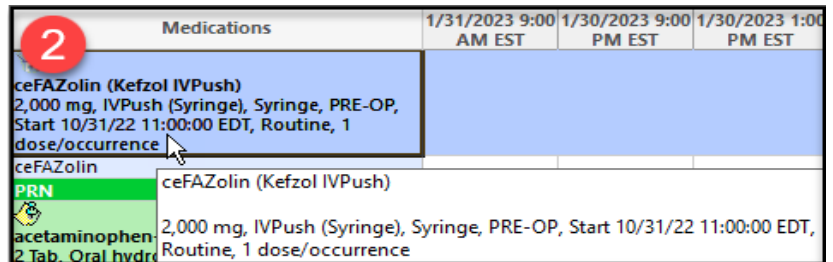
b) The Therapeutic Class View displays medication grouped by drug-classes.



c) The Time Frame Bar defaults to viewing medications 24 hours in past and 24 hours in future. Right click on the bar to Change Search Criteria by selecting a different Date Range.

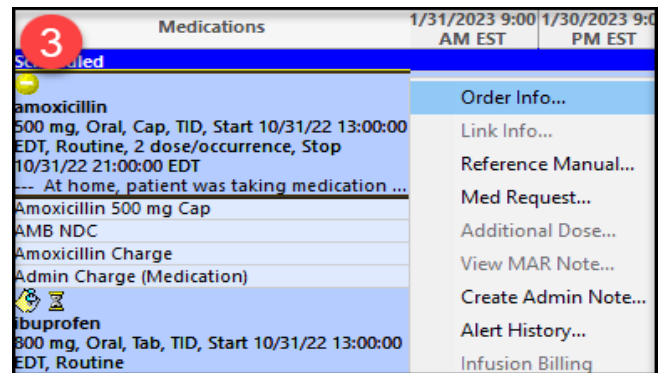


2. Hover over the name of the medication to view the details of the order.



3. Right click on the name of the medication to:

- View Order Info.
- Access Reference Manual information about the drug.
- Send a Med Request to the pharmacy.
- Create/View Admin Note regarding the medication.



Remember:

The MAR is used when gathering and preparing medications.
The MAR shows when the medication was given or if it was not given yet.
Medication corrections must be done on the MAR.

For information on how to make corrections on the MAR, go to the Clinical EHR Education website for Nursing Staff and review the education document **MAR: Correcting Medication Errors**.