

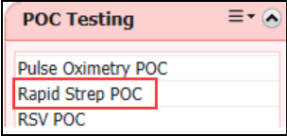

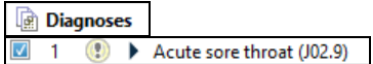
# Pharyngitis Screening Workflow for Providers, Clinical Staff and Quality Incentive Coordinators

Cerner PowerChart Ambulatory Education

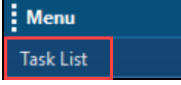
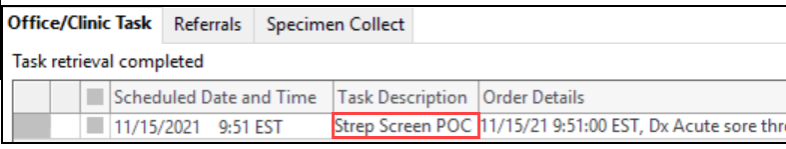
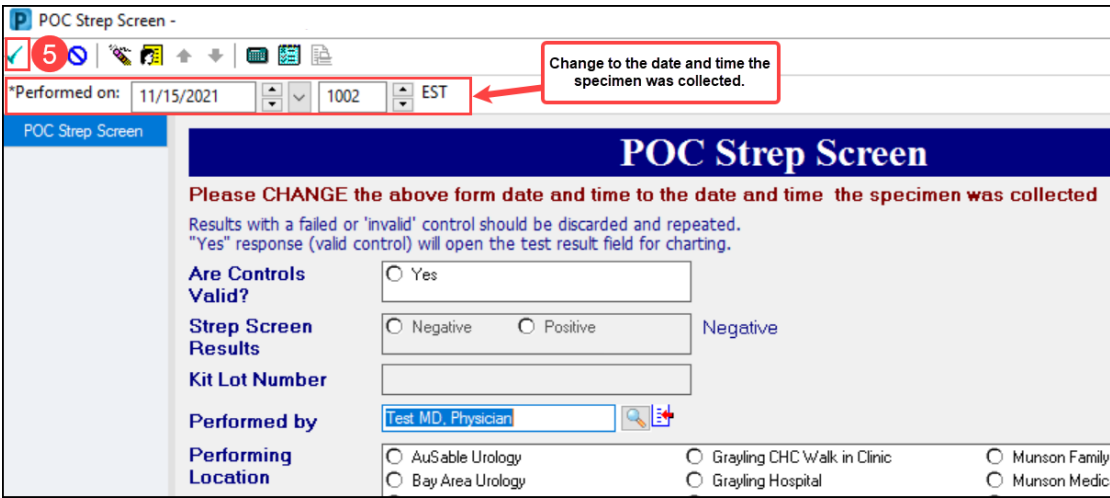
**Summary:** Patients aged 3 and older with a pharyngitis diagnosis are recommended to have Strep A Culture before prescribing antibiotics to improve diagnostic accuracy and avoid unnecessary antibiotic treatment.

**Support:** Ambulatory Informatics at 231-392-0229.

## Pharyngitis Screening

- When a patient 3 years or older presents for a visit with the symptom of a sore throat, navigate to the **Clinical Staff Orders**.
- Select **Rapid Strep POC** From POC Testing.
 
- For non-providers: Choose the Order type **Cosign required**.
- Click **Orders for Signature**.
 
  - If the provider has added This Visit problems, associate the correct problem/diagnosis.
  - If no problems/diagnoses have been added to This Visit, click **Diagnoses**, Modify Details, add then associate the diagnosis **J02.9 Acute sore throat** to the order.
 
- Click **Sign**.

## Performing and Documenting Strep Screen

- Administer the Strep test.
 
- Navigate to the **Task List** from the left side Menu.
- Select the **Strep Screen POC Task** and double click to open Chart Details.
 
- Document the POC Strep Screen powerform details. **Update the Performed on Date and Time to the time of the specimen collection.**
- Click the green checkmark to sign the powerform.
 

### If the Strep Screen Result was positive:

- The provider is to treat Streptococcal infection.
- Add the appropriate strep diagnosis to the problem list.

### If the Strep Screen Result was negative:

- Best Practice recommends ordering a Group A Strep PCR.

Coding a diagnosis of tonsillitis or pharyngitis without ordering a Group Strep A PCR will be flagged by payers as an inappropriate diagnosis if antibiotics are prescribed.