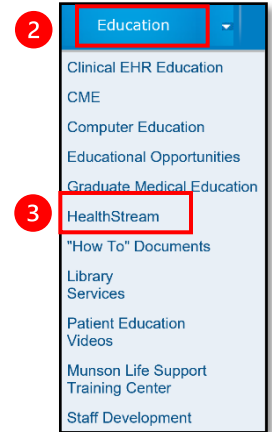


## Accessing HealthStream | Within the MHC Network

HealthStream e-learning courses are accessible anywhere you have an Internet connection. From a Munson Healthcare computer:

1. Click the **Microsoft Edge** icon on your desktop.
2. Go to the **Education** heading.
3. Click **HealthStream**.

When you are logged in to a computer on the Munson Healthcare network, your individual HealthStream account will open automatically from the Intranet link without needing to login to HealthStream with your ID and password.

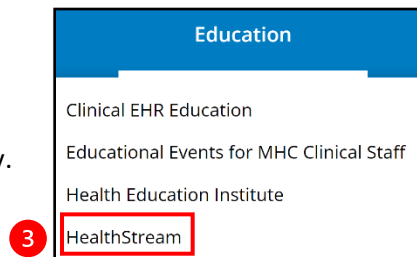


## Accessing HealthStream | From Outside the MHC Network

To access HealthStream from outside Munson's network:

1. Click here: [For Employees | Munson Healthcare | northern Michigan](#)
  - Can also be accessed from [munsonhealthcare.org](http://munsonhealthcare.org) then click **FOR EMPLOYEES** at bottom of webpage.


2. Go to the **Education** heading.
3. Click **HealthStream**.
4. **Search** by a Munson Healthcare facility.
5. **Login**



4

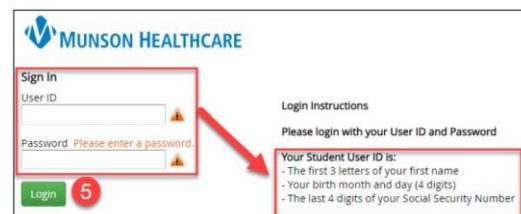
**HealthStream.**

Select Your Institution

Institution  
 

Country

State/Province


 A screenshot of the HealthStream login page. At the top left is the Munson Healthcare logo. Below it is a "Sign In" section with two input fields: "User ID" and "Password". A red box highlights these fields, and a red arrow points from this box to the "Login" button, which is also highlighted with a red circle and the number 5. To the right of the login fields is a "Login Instructions" section with the text "Please login with your User ID and Password" and a box containing "Your Student User ID is:" followed by three bullet points: "- The first 3 letters of your first name", "- Your birth month and day (4 digits)", and "- The last 4 digits of your Social Security Number".