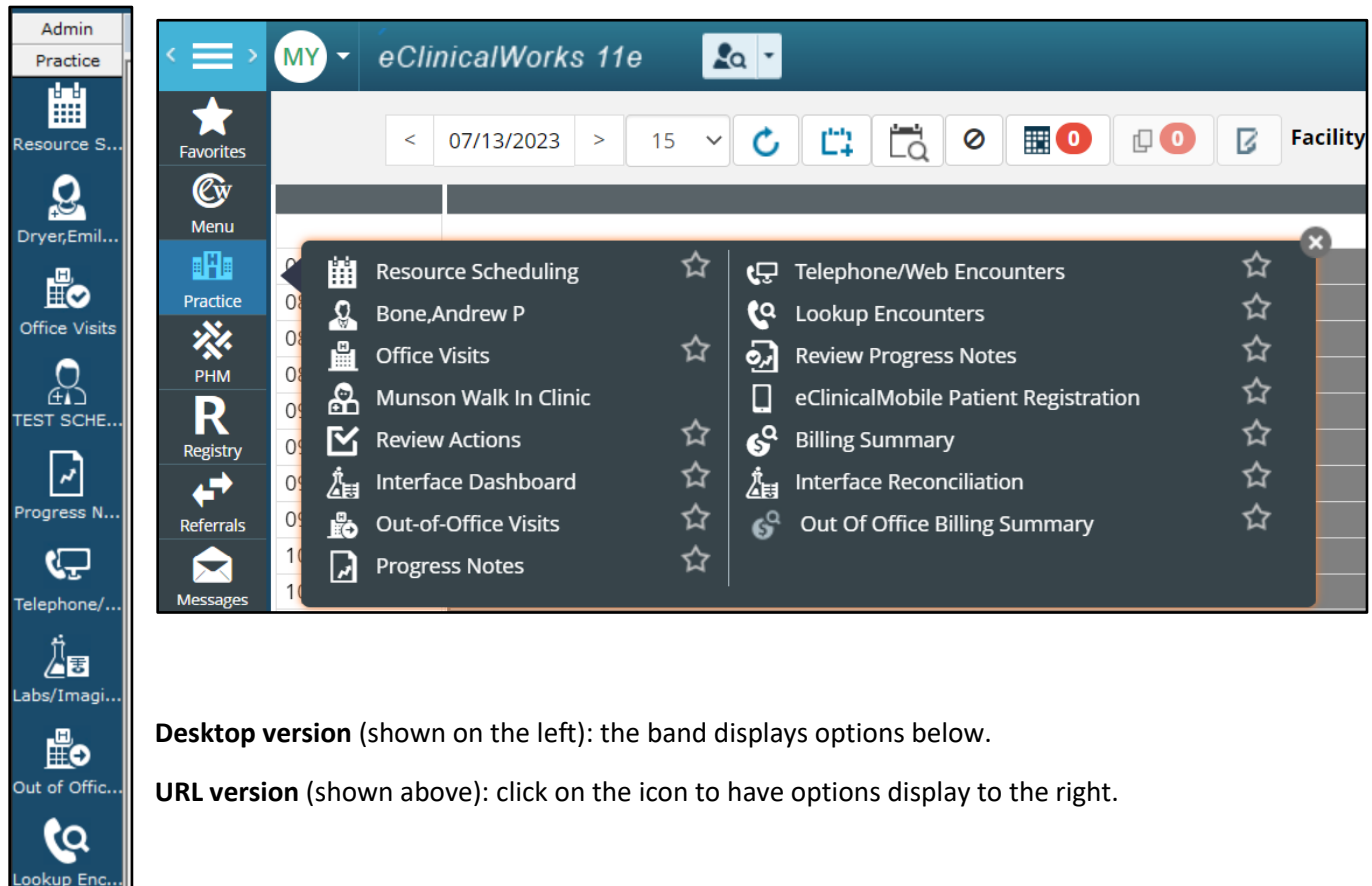


# eClinicalWorks Update – Navigation Crosswalk for All Staff

eClinicalWorks Ambulatory EDUCATION

**Why:** All clinics using eClinicalWorks will be transitioning from the Desktop version of eClinicalWorks to the URL version of eClinicalWorks. The URL version has all the functionality of the desktop version plus some additional helpful functions. This document will show images of the Desktop version vs the URL version.

## Banner Menu



**Desktop version** (shown on the left): the band displays options below.

**URL version** (shown above): click on the icon to have options display to the right.

## Olives



**Desktop version** (shown above): the first olive hides the banner bar (the second and third hides items in the progress note).

**URL version** (shown below): the menu can be hidden by clicking on the light blue icon with three lines.



### Jellybeans

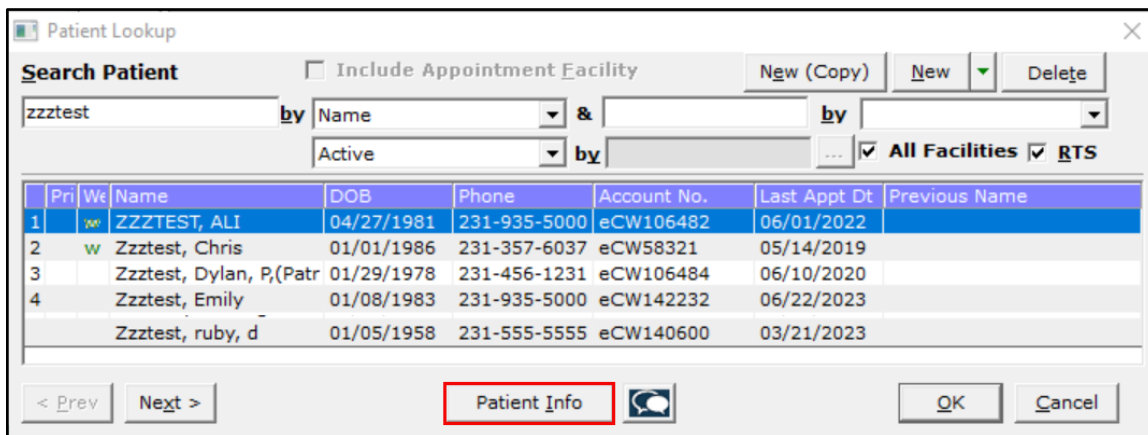


**Desktop version** (shown above): the drop-down menus are shown by clicking on a letter.

**URL version** (shown below): the drop-down menus are shown by hovering over a letter.

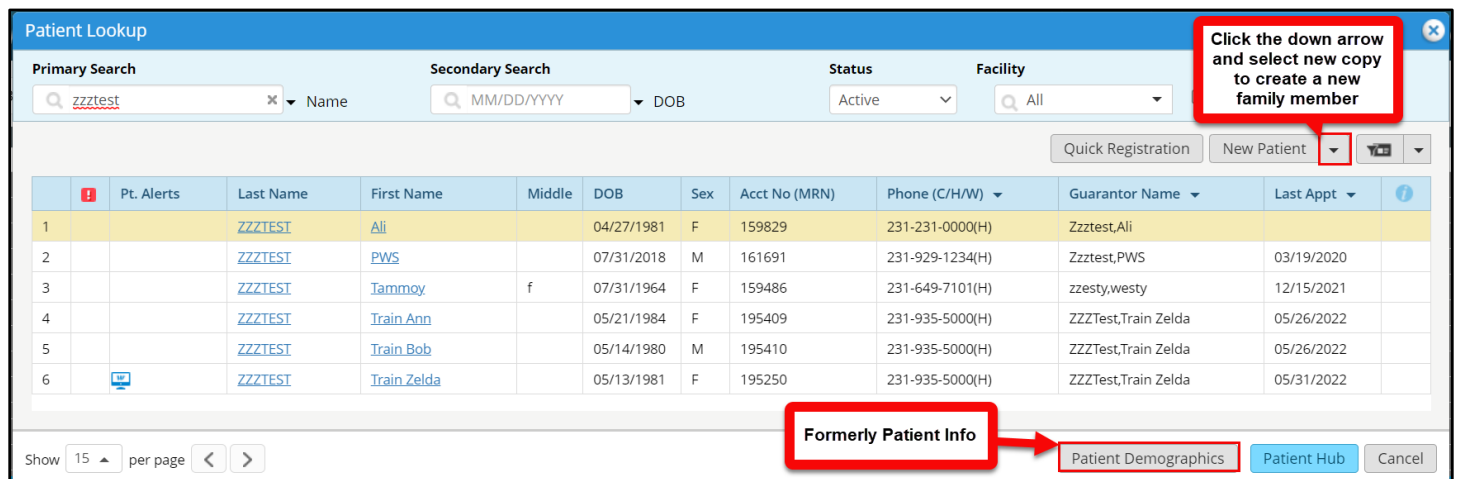


### Patient Look Up



**Desktop version** (shown above)

**URL version** (shown below): Functionality remains the same. The New (Copy) function can be found by clicking on the down arrow next to New Patient. The Patient Demographics button replaces the Patient Info button.



### Patient Hub

1. Demographics
2. Billing
3. Jellybean Alerts
4. Appointments
5. Encounters
6. Patient Documents
7. Logs (Letters, ePrescription, Billing, Fax, etc.)
8. Progress Notes
9. New Telephone Encounter
10. Header Hyperlinks
11. (URL Only) Hides the Overview Tab like the Olives in the Desktop version.